



# JOINT ADMISSIONS AND MATRICULATION BOARD

## 2026 POLICY MEETING

### REGISTRAR'S REPORT

on  
**2025 ADMISSION &  
2026 UTME/DE**

holding at the  
**Hairat Ade Balogun Auditorium**  
Body of Benchers, Abuja



**Monday, May 11, 2026**



# Outline

- ✓ Introduction
- ✓ JAMB Mandate
- ✓ Opening Tit Bits
- ✓ What is new?
- ✓ NIPEDS Report on 2025 Applications
- ✓ Vital statistics on 2025 admission exercise
- ✓ 2026 UTME (Registration/Examination/Results)
- ✓ JAMB-owned Professional Testing Centres
- ✓ Anatomy and Physiology of Malpractice and institutional Padding
- ✓ 2026 Admission in Focus: CAPS/IBASS/QUOTA & NTMUS
- ✓ Waiting period for acceptance of Admission by candidates
- ✓ Upload of Matriculation List by Institutions
- ✓ Upload of Complete Results of Post-UTME Screenings including Absentees
- ✓ How to detect fake Result Slip and Admission Letters
- ✓ Challenges of the Board
- ✓ Way forward
- ✓ Conclusion

# INTRODUCTION



**The Policy meeting has become a most effective platform for JAMB to**

**formulate policies based on accurate statistics and analysis**

**share & validate the Board's vision**

**solicit and obtain feedbacks & inputs on admissions**

**exchange information & awareness**

**ensure buy-in of critical stakeholders**

# JAMB MANDATE

Placement of suitably qualified candidates in collaboration with the Tertiary Institutions after taking into account:

the **vacancies** available in each Tertiary Institution

the **guidelines** approved for each Tertiary Institution by its **proprietor** or other competent authority


the **preferences** expressed or otherwise indicated by **candidates** for certain Tertiary Institutions and programmes into

First Degree  
National Diploma (ND)  
Nigeria Certificate in Education (NCE)

## OPENING TIT BITS:

### Minimum Age 16 – Consistent Policy, Not a Creation

- ✓ Age 16 is as minimum year for entry into tertiary institutions in Nigeria is not a new creation
- ✓ The Policy thrust of pegging of the minimum entry age into tertiary institutions in Nigeria is cognate with the Nigerian seminal National Policy on Education (**1981**)
  - Section 7, subsection 2 thereof provides that:  
  
“the minimum entry age for admission into universities, polytechnics, and colleges of education shall be **16years**”



# OPENING TIT BITS:

## Age 16 – A consistent Authority. Same Law. No Contradiction



- ✓ Sections 8, 10, and 12 of the Education Minimum Standards Act vest authority in the Honourable Minister of Education to set minimum standards for Polytechnics, Universities, and Technical Colleges
- ✓ The then HME directed in 2024 that the minimum admission age (6years + 6+3+3+4 =18years) of 18 be applied for the 2025 admission cycle
  - But 16years for 2024
- ✓ The current HME maintains the existing National Policy on Education (1981) minimum admission age of 16

### Section 7, subsection 2:

“The minimum entry age for admission into universities, polytechnics, and colleges of education shall be 16 years”

- ✓ Provision was made for exceptionally brilliant under-age for 2025 admission
- ✓ **41,027 candidates** were processed in 4 stages
- ✓ **85 candidates** were adjudged to be qualified and admitted

## OPENING TIT BITS:

### Admission Outside of CAPS by Institutions

- ✓ JAMB has received reports of some institutions conducting admissions outside the CAPS framework
- ✓ These actions persist despite clear Ministerial/JAMB directives
- ✓ Some institutions are issuing illegal admission letters to candidates not proposed or recommended on CAPS
- ✓ High-scoring PUTME candidates are being encouraged to change programme to create opportunities for under-performing candidates
- ✓ JAMB has issued formal queries to affected institutions
  - Appropriate sanctions applied
- ✓ Findings indicate that under-the-table admissions are partly driven by low quotas for regulated programmes
- ✓ Institutions are advised to engage professional regulatory bodies to seek quota increases for affected programmes
- ✓ **Currently there is a case in court against JAMB/Universities on illegal admissions made by Universities**



## OPENING TIT BITS:

### Accusation of Candidates-Posting of Outside choice

#### False Perception

- ✓ Candidates personally select their preferred examination town during registration
- ✓ JAMB post candidates to any available exam Centre within the selected examination town
- ✓ Some parents, guardians, and school proprietors claims JAMB posts candidates outside their chosen examination towns
- ✓ JAMB issued a release on Monday, 28<sup>th</sup> of April, 2025 and offered a handsome financial reward (N1million) for any genuine case
- ✓ Called for impartial arbitration
- ✓ 80 candidates stepped forward to FCCPC within a year
- ✓ FCCPC thoroughly investigated the cases and wrote to JAMB the following conclusion:



**“All the complainants have been contacted and informed of the outcome of the investigation as well as the Commission’s decision to close the investigation due to a lack of sufficient evidence to substantiate their claims of erroneous postings outside their chosen examination towns”**

## OPENING TIT BITS:

### Request for Change of 2025/26 Admission Deadline by Institutions

- ✓ It is in the interest of our dear nation that we normalise calendar of Tertiary Institutions in Nigeria

Immediately after the 2025 policy meeting, both private and public institutions pleaded with the HME for extension of deadline

Private institutions pleaded for extension to 15<sup>th</sup> December, 2025 – It was adhered to

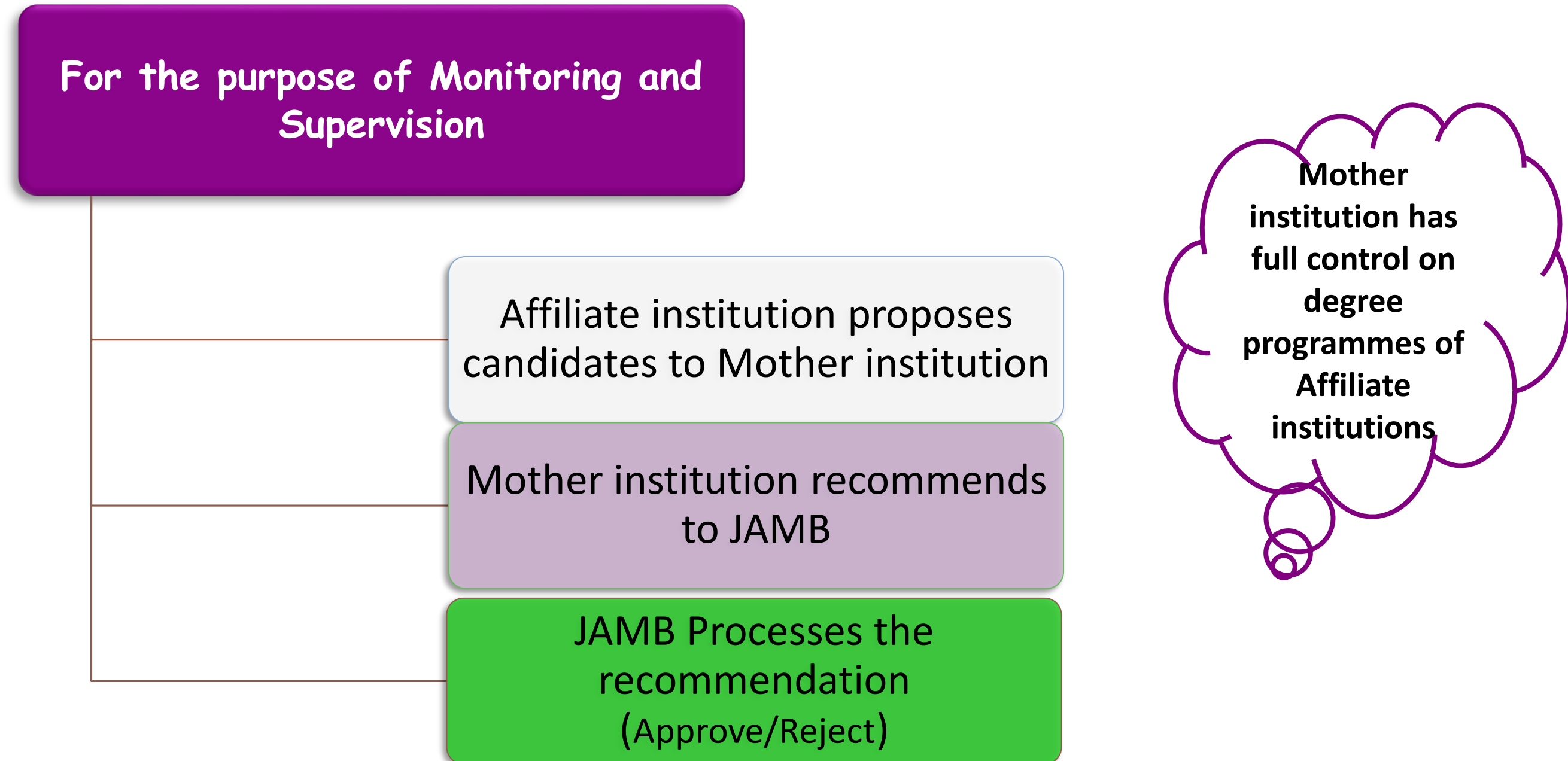
Committee of Provosts pleaded for extension of admission process till end of January, 2026 for 15 COE because of dual mandate policy

CVCNU intervened on behalf of Universities for extension of dates due to newly accredited programmes by NUC

Our request is that let us work towards adhering to the decisions reached at policy meeting so that our academic calendar can normalise as quickly as possible

## WHAT IS NEW?

### Processing Admission by Affiliate Degree-awarding Institutions



# WHAT IS NEW?

## Fake UTME Result Slip by International Syndicates

- ✓ Syndicates have now moved abroad presenting UTME results for various purposes
  - Admission into foreign universities as A-level certificate equivalent
  - Employment
  - Scholarship
  - Visa application document
- ✓ Some foreign institutions are accepting UTME result as a certificate
- ✓ We are using this medium to reiterate that UTME is a ranking test and not achievement test
  - UTME can't be used as accurate representation of ability
- ✓ The latest forgery is from the Cameroon
  - 2026 UTME results not online yet
- ✓ We urge you to be vigilant at all times

**JOINT ADMISSIONS AND MATRICULATION BOARD (JAMB)**  
...enhancing Academic Excellence

**2026 UTME RESULT**  
Date: 28 April 2026  
Time: 09:42 AM

**UTME RESULT NOTIFICATION**

Name: Sapili Defo Fodjou Chris  
Registration Number: 26351234HA  
Examination: 2026 Unified Tertiary Matriculation Examination (UTME)  
Centre Name: Excellence Comprehensive College, Yaounde  
Centre Number: B03107

SUBJECT	SCORE
Biology	100
Chemistry	95
Mathematics	100
Physics	100
<b>TOTAL SCORE</b>	<b>395</b>

**RESULT STATUS: RESULT RELEASED**

This is to inform you that your result for the 2026 Unified Tertiary Matriculation Examination (UTME) has been successfully released.  
Congratulations on your excellent performance.

*Prof. Ishaq Oloyede*  
Prof. Ishaq Oloyede, CON  
Registrar/Chief Executive  
Joint Admissions and Matriculation Board (JAMB)

Serial No: JAMB/UTME/2026/26351234HA

This is an official electronic notification from JAMB and does not require a signature.  
You can verify this result on the JAMB e-Facility Portal: <https://efacility.jamb.gov.ng>

## WHAT IS NEW?

### Attempt to Use Fake UTME Result Slip to Acquire VISA

We do experience some fraud in relation to such applications and therefore, undertake enquiries to verify the authenticity of supporting documents.

Would it be possible for you to verify the attached JAMB university Admission letter? The document has been provided in support of a visa application.

**One Gbolahun Adeyinka faked 2025 UTME admission letter to apply for visa**

**The Embassy contacted JAMB on 13<sup>th</sup> of March, 2026, to confirm the authenticity of the document**

**We replied that the document did not emanate from the Board**

**If embassy could check genuineness of UTME documents, why would institutions not do more since they have direct access**

## WHAT IS NEW?

### Remote Authoring and Moderation System (RAMS)

#### Test Items Process Transformation



**Up till 2025, test items are being authored via assemblage of authors**  
**movement from FORM to single item**



**Beginning from 2026, the process has now been automated as RAMS**  
**only finalization is *insitu***



**This reduces cost and time for the first two stages**

## WHAT IS NEW?

### Creation of Market Place and Admission Notification/Communication Module on CAPS




- ✓ JAMB observed during the 2025 admission exercise that some admitted candidates did not accept admission as expected
- ✓ A system for the institution to be able to communicate (control SMS) officially with such candidates was created
  - All communications are documented
  - This is to assist the institutions so as not to waste their programme and institutional quota
  - An advisory on this communication module has been issued to all institutions
- ✓ The communication channel is available to Admission Officer under **“Candidate Communication”** menu
- ✓ Institutions can request for additional Block SMS Units if the free allocation is exhausted



**Dedicated  
online SMS  
communication  
on CAPS**

## REQUIREMENTS FOR ENLISTMENT IN NATIONAL MATRICULATION LIST – Reminder!!!

- ✓ For any candidate admitted to be listed on the National Matriculation List, such candidate before clearance in the institution must:

- 1** Accept admission with the stipulated period  

- 2** Print Original JAMB Result Slip  

- 3** Print Original JAMB Admission Letter  


Recent events have justified the need for protection of the clearance process

# NIPEDS VERIFICATION OF QUALIFICATIONS FOR 2025 ADMISSION

Institutions are encouraged to also verify all qualifications and certificates presented by candidates for admission

## NIPEDS in Brief

### ✓ NIPEDS Establishment:

- Nigerian Integrated Post-Secondary Education Data System (NIPEDS) was established in 2021.
- It originated from the JAMB Committee on “A” Level Qualifications

## Key Factors Leading to NIPEDS Creation

### ✓ Fake “A” Level Qualifications:

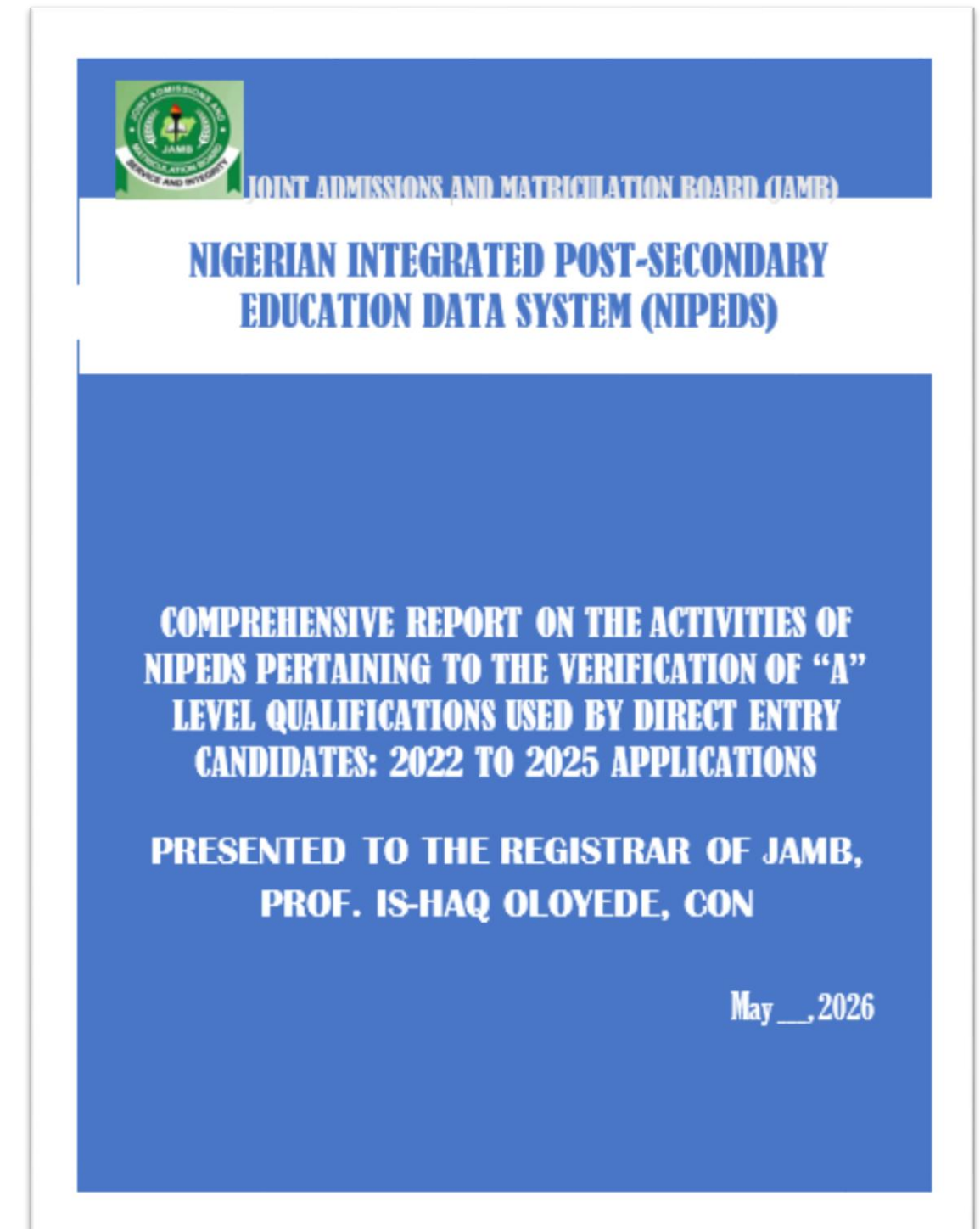
- JAMB Registrar, Prof. Is-haq Oloyede, in 2018 observed widespread use of fake “A” Level results by Direct Entry (DE) candidates

### ✓ Bayero University’s Discovery:

- In 2019, Bayero University found 142 out of 148 JAMB certificates sent for verification were fake.
- Over 500 students were expelled (Sept 2019 – April 2024) for using fake credentials, mostly through DE admissions

### ✓ Lack of Verification by Institutions:

- Some universities were not verifying entry qualifications, allowing ineligible candidates to be admitted



## **NIPEDS VERIFICATION OF QUALIFICATIONS FOR 2025 ADMISSION – cont'd**

- ✓ **Complaints and Investigations:**
  - Complaints received about JUPEB and IJMB exams; investigations uncovered unethical practices at some centres, particularly “tutorial centres.”
  
- ✓ **Ease of Verifying “O” Levels vs. “A” Levels:**
  - “O” Level results can be easily verified via scratch cards and official portals (WAEC, NECO, etc.).
  - No such system existed for “A” Level result verification
  
- ✓ **Purpose and Function of NIPEDS:**
  - To create a centralized database of all recognized post-secondary qualifications in Nigeria.
  - To enable JAMB to verify the authenticity of qualifications used by DE applicants.
  - To provide verified qualification statuses to institutions during the admission process
  
- ✓ **Additional Benefits:**
  - DE applicants’ qualifications are now quantified and ranked by merit.
  - DE admissions can now be processed transparently on the JAMB CAPS platform, similar to UTME

## NIPEDS VERIFICATION OF QUALIFICATIONS FOR 2025 ADMISSION – cont'd

### Data on Requests and Responses for Verifications

Qualification	Total Requests	Total Responses	% Responses	Yet to Respond	Total Cleared	Disowned
ND	20,399	19,418	95.2%	981	19,365	50
HND	880	800	90.9%	80	799	1
NCE	15,746	15,369	97.6%	377	15,338	23
1st Degree (Nig.)	5,562	4,896	88.0%	666	4,895	0
IEI	417	395	94.7%	22	395	0
Univ. Diploma	10,847	10,348	95.4%	499	10,262	71
NRN/NRM*	3	-	-	3	-	-
<b>TOTAL</b>	<b>53,854</b>	<b>51,226</b>	<b>95.1%</b>	<b>2,628</b>	<b>51,054</b>	<b>145</b> (298 for 2024)

Downward trend

## **NIPEDS VERIFICATION OF QUALIFICATIONS FOR 2025 ADMISSION – cont'd**

Data on Requests and Responses for Verifications – What constitute **145**

### ***List of Institutions with Disowned **University Diplomas** Certificates***

<b>S/N</b>	<b>Name of Institution</b>	<b>No. Disowned</b>
1	Nasarawa State University, Keffi	3
2	Olabisi Onabanjo University, Ago-Iwoye, Ogun State	3
3	Prince Abubakar Audu University, Ayingba, Kogi State	29
4	Taraba State University, Jalingo, Taraba State	1
5	University of Jos, Jos, Plateau State	35
	<b>Total</b>	<b>71</b>

### ***List of Institutions with Disowned **First Degrees** (Local)***

<b>S/N</b>	<b>Name of Institution</b>	<b>No. Disowned</b>
No degree certificate was disowned for 2025		

## NIPEDS VERIFICATION OF QUALIFICATIONS FOR 2025 ADMISSION – cont'd

Data on Requests and Responses for Verifications – What constitute 145

### *List of Institutions with Disowned NCE Certificates*

S/N	Name of Institution	No. Disowned
1	Adamu Tafawa Balewa College of Education, Kangere, Bauchi State	2
2	College of Education, Gidan-Waya, Kafanchan, Kaduna State	3
3	FCT College of Education, Abuja, FCT	1
4	Federal College of Education, Eha-Amufu, Anambra State	1
5	Federal College of Education, Pankshin, Plateau State	3
6	Federal College of Education, Zaria, Kaduna State	13
	<b>Total</b>	<b>23</b>

## NIPEDS VERIFICATION OF QUALIFICATIONS FOR 2025 ADMISSION – cont'd

Data on Requests and Responses for Verifications – What constitute **145**

### *List of Institutions with Disowned **ND** Certificates*

S/N	Name of Institution	No. Disowned
1	Abraham Adesanya Polytechnic, Ijebu-Ode, Ondo State	1
2	Akwa-Ibom Polytechnic, Iokt-Osuru, Akwa-Ibom Stte	5
3	Auchi Polytechnic, Auchi, Edo State	5
4	Bauchi State College of Health technology, Ningi, Bauchi State	5
5	Federal Polytechnic, Ede, Osun State	1
6	Federal Polytechnic, Mubi, Adamawa State	2
7	Federal Polytechnic, Nekede, Imo State	1
8	Hussaini Adamu Federal Polytechnic, Kazaure, Jigawa State	1
9	Jigawa State Polytechnic, Dutse, Jigawa State	10
10	Kano State Polytechnic, Kano	2
11	Moshood Abiola Polytechnic, Abeokuta, OgunState	4
12	Ramat Polytechnic, Maiduguri, Borno State	2
13	The Polytechnic, Ibadan, Oyo State	9
14	Yaba College Of Technology, Yaba, Lagos State	2
<b>Total</b>		<b>50</b>

## NIPEDS VERIFICATION OF QUALIFICATIONS FOR 2025 ADMISSION – cont'd

Data on Requests and Responses for Verifications – What constitute 145

### List of Institutions with Disowned **HND** Certificates

S/N	Institution	No. Disowned
1	Auchi Polytechnic, Auchi	1
	<b>Total</b>	<b>1</b>

### List of **Foreign** Institutions with Disowned Certificates

S/N	Institution	Number Disowned
1	Career Point University, Kota, India	1
	<b>Total</b>	<b>1</b>

## NIPEDS VERIFICATION OF QUALIFICATIONS FOR 2025 ADMISSION – cont'd

### Response Rates for Institutions Largest Requests ..... congratulations

S/N	Institution	Request Sent	Response	No Response	% Response
1	Ahmadu Bello University, Zaria, Kaduna State	2,487	2,461	26	<b>99.0%</b>
2	Federal College Of Education, Zaria, Kaduna State	1,947	1,922	25	<b>98.7%</b>
3	Lagos State Polytechnic, Ikorodu, Lagos State	1,906	1,864	42	<b>97.8%</b>
4	Federal University, Lafia, Nasarawa State	1,664	1,558	106	<b>93.6%</b>
5	College Of Education, Akwanga, Nasarawa State	1,125	1,115	10	<b>99.1%</b>
6	Lagos State University, Ojo, Lagos State	1,116	1,059	57	<b>94.9%</b>
7	Delta State University, Abraka, Delta State	1,049	984	65	<b>93.8%</b>

## NIPEDS VERIFICATION OF QUALIFICATIONS FOR 202 ADMISSION – cont’d

### Institutions with 20 or more outstanding Requests awaiting confirmation (2025 Culprits)

S/N	Institution	Request Sent	Response	No Response	% Response
1	Federal Polytechnic, Nasarawa, Nasarawa State	616	390	226	63.3%
2	Kaduna Polytechnic, Kaduna, Kaduna State	840	641	199	76.3%
3	University Of Calabar, Calabar, Cross River State	426	243	183	57.0%
4	Federal University, Lafia, Nasarawa State	1664	1558	106	93.6%
5	Enugu State University Of Science And Technology, Enugu	229	129	100	56.3%
6	Isa Mustapha Agwai I Polytechnic, Lafia, Nasarawa State	339	266	73	78.5%
7	Ambrose Alli University, Ekpoma, Edo State	128	60	68	46.9%
8	University Of Port-Harcourt, Rivers State	137	70	67	51.1%
9	Delta State University, Abraka, Delta State	1049	984	65	93.8%
10	Ebonyi State University, Abakaliki, Ebonyi State	117	53	64	45.3%
11	Lagos State University, Ojo, Lagos State	1116	1059	57	94.9%
12	University Of Maiduguri, Borno State	819	762	57	93.0%
13	Adeniran Ogunsanya College Of Education, Ijanikin, Lagos State	662	610	52	92.1%
14	Umaru Ali Shinkafi Polytechnic, Sokoto, Sokoto State	126	77	49	61.1%
15	Chukwuemeka Odumegwu Ojukwu University, Uli, Anambra State	207	162	45	78.3%
16	Lagos State Polytechnic, Ikorodu, Lagos State	1906	1864	42	97.8%
17	University Of Jos, Jos, Plateau State	492	455	37	92.5%
18	College Of Agriculture, Lafia, Nasarawa State	59	28	31	47.5%
19	Kogi State University, Anyigba, Kogi State	252	224	28	88.9%
20	Ahmadu Bello University, Zaria, Kaduna State	2487	2461	26	99.0%
21	Federal College Of Education, Zaria, Kaduna State	1947	1922	25	98.7%
22	Rufus Giwa Polytechnic, Owo, Ondo State	66	41	25	62.1%
23	Nasarawa State University, Keffi, Nasarawa State	80	57	23	71.3%
24	Waziri Umaru Federal Polytechnic, Birnin Kebbi, Kebbi State	149	126	23	84.6%
25	Imo State University, Owerri, Imo State	136	115	21	84.6%
26	Federal College Of Education, Yola, Adamawa State	490	470	20	95.9%

**NIPEDS VERIFICATION OF QUALIFICATIONS FOR 2025 ADMISSION – cont'd**



**If there are 145 fake A-Level certificates from 10% of admission then **90% (UTME) = ?****



**Please verify all O-Level certificates**

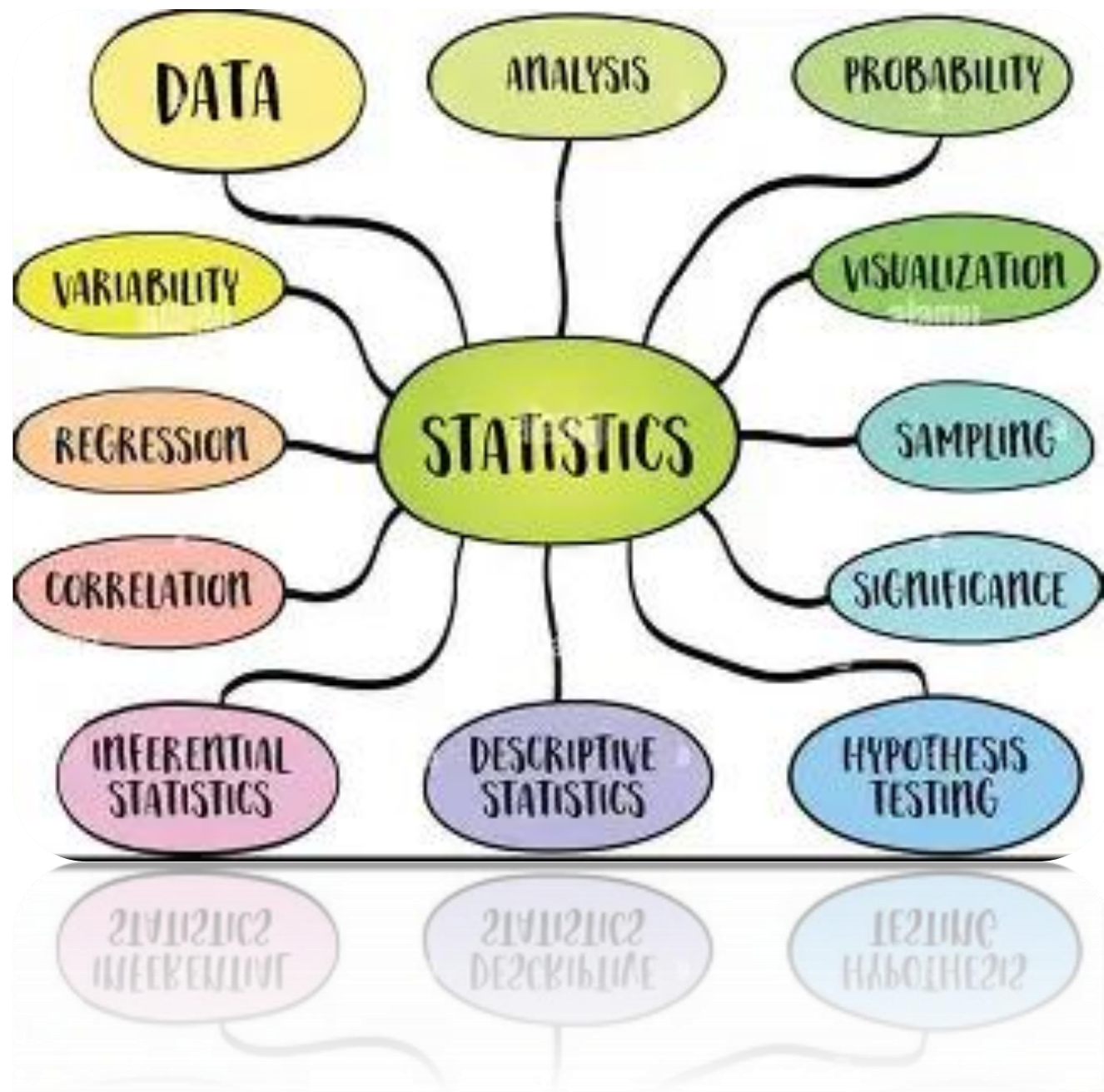


**Do not admit DE candidates without clearance from JAMB (NIPEDS)**



**Screen certificates of admitted students**

**Advise to the Institutions  
(Reminder)**

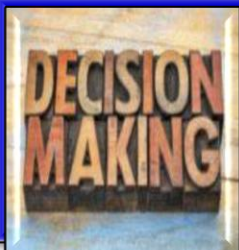



# VITAL STATISTICS on 2025 Admission Exercise


*... reflecting on the recent past and strategizing for the future*


# 2025 ADMISSION EXERCISE

## Report on the conduct of the 2025 admissions to Tertiary Institutions

 **Vital decisions were taken at the Policy Meeting**

**Meeting guidelines & decisions were implemented** 

 **Desk Officers were assigned to institutions**

**The Central Admissions Processing System (CAPS) as the only approved vehicle** 


**National Minimum Tolerable UTME Score & realistic institutional admissible Minimum UTME Scores were approved**

# 2025 ADMISSION EXERCISE (cont'd)

2025 Registration and Ongoing Admission



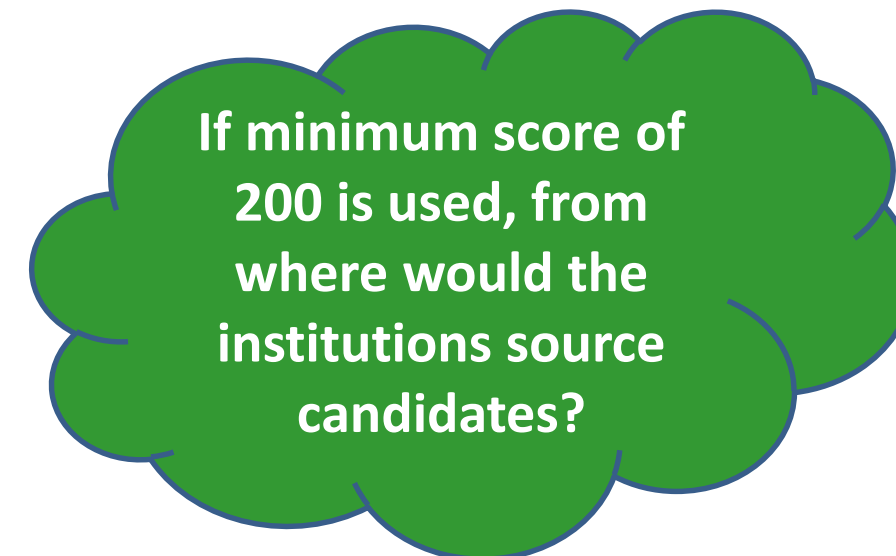
Institutions	Total Candidates (UTME + DE)	DE Only	UTME Only (100+)	Total (100+ & DE)	UTME (140+)	UTME (200+)
1,725	2,054,838	75,940	1,891,870	1,967,810	1,850,492	544,221



O' level Results (UTME + DE)	5 O' Level Credits (100+) + DE	5 O' Level Credits (140+) & DE	5 O' Level Credits (100+) + English + DE	5 O' Level Credits (100+) + English/Maths + DE	5 O' Level Credits (140+) + English + DE	5 O' Level Credits (140+) + English + Maths + DE	5 O' Level Credits (200+) + English + Maths + DE
1,546,664	1,435,385	1,421,054	1,408,118	1,395,173	1,394,820	<b>1,382,222</b>	<b>547,199</b>

Real candidates, yet with...?

TOTAL ADMISSION (Friday, 9 <sup>th</sup> May, 2026)	TARGET 75% of Qualified Candidates (140/400 = 35% upward)
<b>1,012,616</b>	<b>1,036,667</b>



## 2025 ADMISSION EXERCISE (cont'd).

### 2025 UTME Performance of the Admitted Candidates by Score Range

Score Range	A	B	% of B to A
	No. of Applications	No of Candidates Admitted so far	
DE	64,480	37,918	59
300 & ABOVE	17,189	12,896	75
250 - 299	101,266	73,944	73
200 - 249	452,838	268,567	59
160 - 199	997,811	494,544	50
140 - 159	331,927	113,049	34
120 - 139	39,204	7,821	20
100 - 119	2,597	305	12

*All admitted candidates who scored below 140 marks are **8,126***

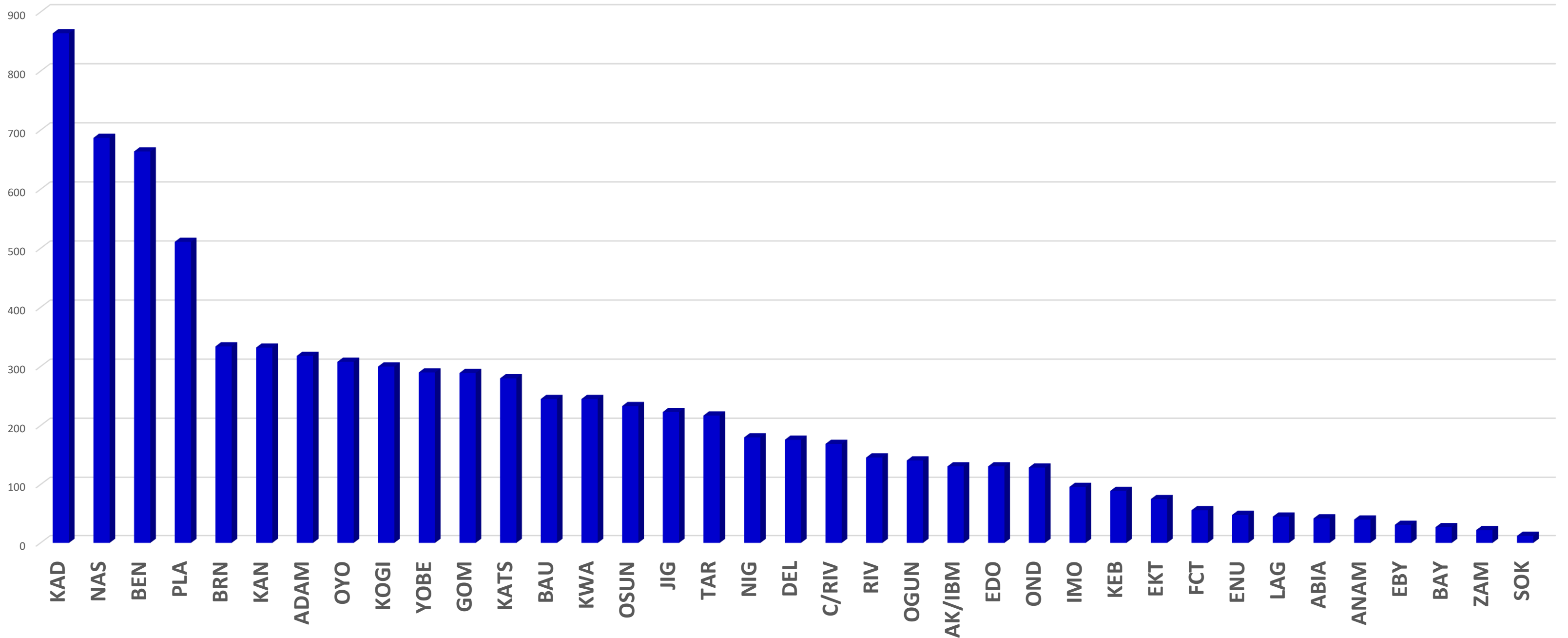
## Distribution of the 8,126 low score (below 140) Candidates from all States by State of Origin

S/N	State	Total Number of Candidates
1	Kaduna	864
2	Nasarawa	687
3	Benue	664
4	Plateau	511
5	Borno	334
6	Kano	332
7	Adamawa	318
8	Oyo	308
9	Kogi	300
10	Yobe	290
11	Gombe	289
12	Katsina	280
13	Bauchi	245
14	Kwara	245
15	Osun	233
16	Jigawa	223
17	Taraba	217
18	Niger	180
19	Delta	176

S/N	State	Total Number of Candidates
20	Cross River	169
21	Rivers	146
22	Ogun	141
23	Akwa Ibom	131
24	Edo	131
25	Ondo	129
26	Imo	96
27	Kebbi	89
28	Ekiti	75
29	Fct	56
30	Enugu	48
31	Lagos	45
32	Abia	42
33	Anambra	40
34	Ebonyi	31
35	Bayelsa	27
36	Zamfara	22
37	Sokoto	12

*The number of enrolment can be compared with the State population for accurate view*

# Graphical Representation – Distribution of the 8,126 by State of Origin



Candidates are spread across the 37 States and FCT

## Distribution of the 8,126 Candidates in Order of total of Candidates by State of Location of Institution

S/N	State	Total Number of Institutions Involved in the State	Total Number of Candidates Admitted by the Institutions
1	ABIA	5	17
2	ADAMAWA	5	346
3	AKWA IBOM	10	145
4	ANAMBRA	4	26
5	BAUCHI	11	400
6	BAYELSA	6	17
7	BENUE	14	505
8	BORNO	5	273
9	CROSS RIVER	7	59
10	DELTA	12	179
11	EBONYI	3	54
12	EDO	6	126
13	EKITI	8	80
14	ENUGU	6	41
15	GOMBE	9	290
16	IMO	3	80
17	JIGAWA	10	231
18	KADUNA	23	956
19	KANO	18	303
20	KATSINA	11	256

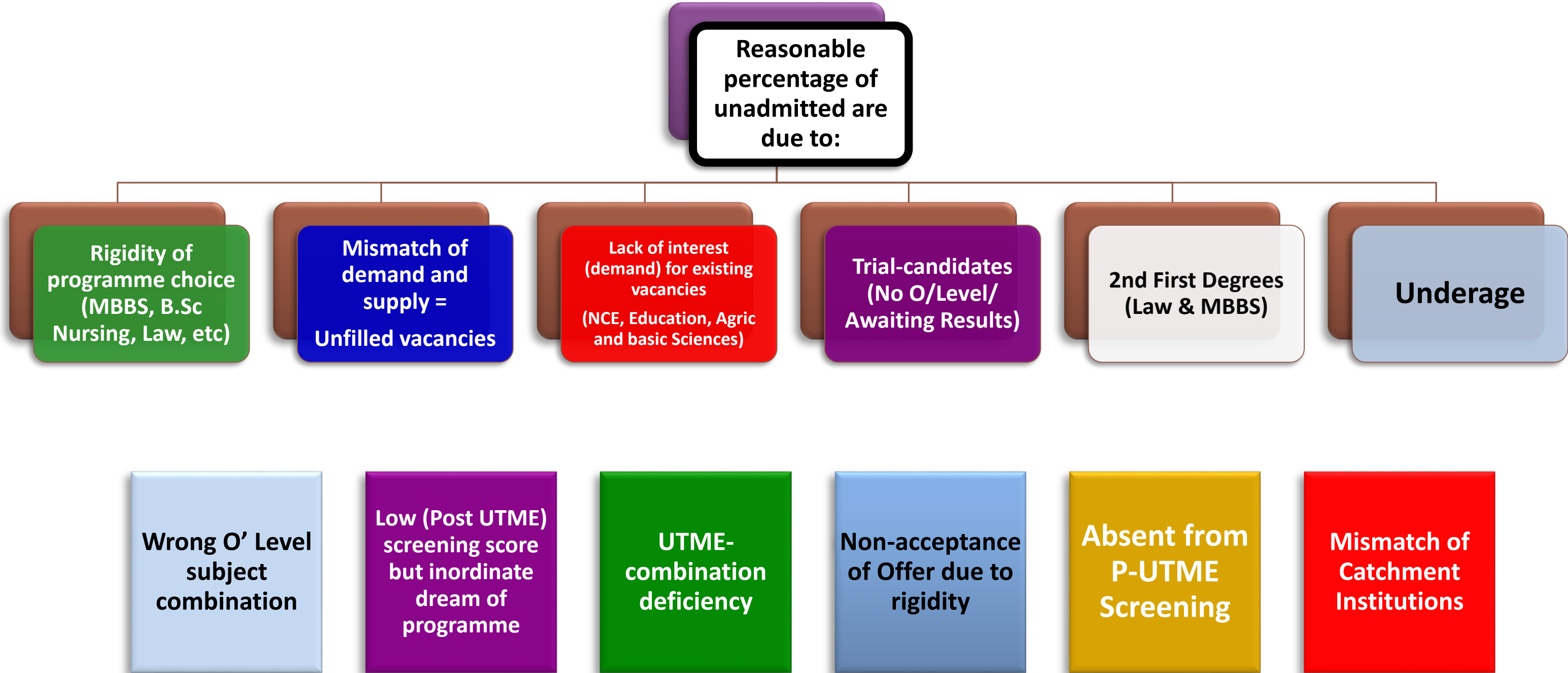
S/N	State	Total Number of Institutions Involved in the State	Total Number of Candidates Admitted by the Institutions
21	KEBBI	5	90
22	KOGI	6	222
23	KWARA	19	317
24	LAGOS	12	28
25	NASARAWA	8	1045
26	NIGER	7	182
27	OGUN	15	189
28	ONDO	5	85
29	OSUN	18	155
30	OYO	17	240
31	PLATEAU	10	403
32	RIVERS	5	186
33	SOKOTO	1	6
34	TARABA	6	203
35	YOBE	8	307
36	ZAMFARA	3	20
37	FCT	3	64
<b>TOTAL</b>		<b>324</b>	<b>8,126</b>

## **2025 UTME ONGOING ADMISSION BY INSTITUTIONAL CATEGORY**

	<b>A</b>	<b>B</b>	<b>C</b>	<b>D</b>
<b>PREFERENCE</b>	<b>Quota</b>	<b>TOTAL ADMISSIONS</b>	<b>% (B as % of A)</b>	<b>% OF UNUSED QUOTA</b>
<b>DEGREE</b>	<b>1,060,919</b>	<b>785,180</b>	<b>74.01</b>	<b>25.99</b>
<b>NCE</b>	<b>234,981</b>	<b>24,736</b>	<b>10.53</b>	<b>89.47</b>
<b>ND</b>	<b>409,229</b>	<b>198,760</b>	<b>48.57</b>	<b>51.43</b>
<b>NID</b>	<b>11,025</b>	<b>1,060</b>	<b>9.61</b>	<b>90.39</b>
<b>TOTAL</b>	<b>1,716,154</b>	<b>1,009,736</b>	<b>58.84</b>	<b>41.16</b>

**Note:** Total admission figure as of today, 11<sup>th</sup> of May, 2026 is now **1,012,944**

# REASONS WHY THERE ARE VACANCIES (WIDE GAP) & YET SOME CANDIDATES ARE YET TO BE ADMITTED



## 2025 UTME: Tentative Statistics of Candidates with UTME High Scores but Not Yet Admitted (Perception Error)

Range of Score	No of Candidates	No of Candidates Not Admitted	% of Range Not Admitted
300 and Above	17,189	1,641	9.55
280 and Above	39,783	4,855	12.20
250 and Above	118,455	28,936	24.43

## Breakdown of 2025 UTME Candidates with High Scores not Admitted

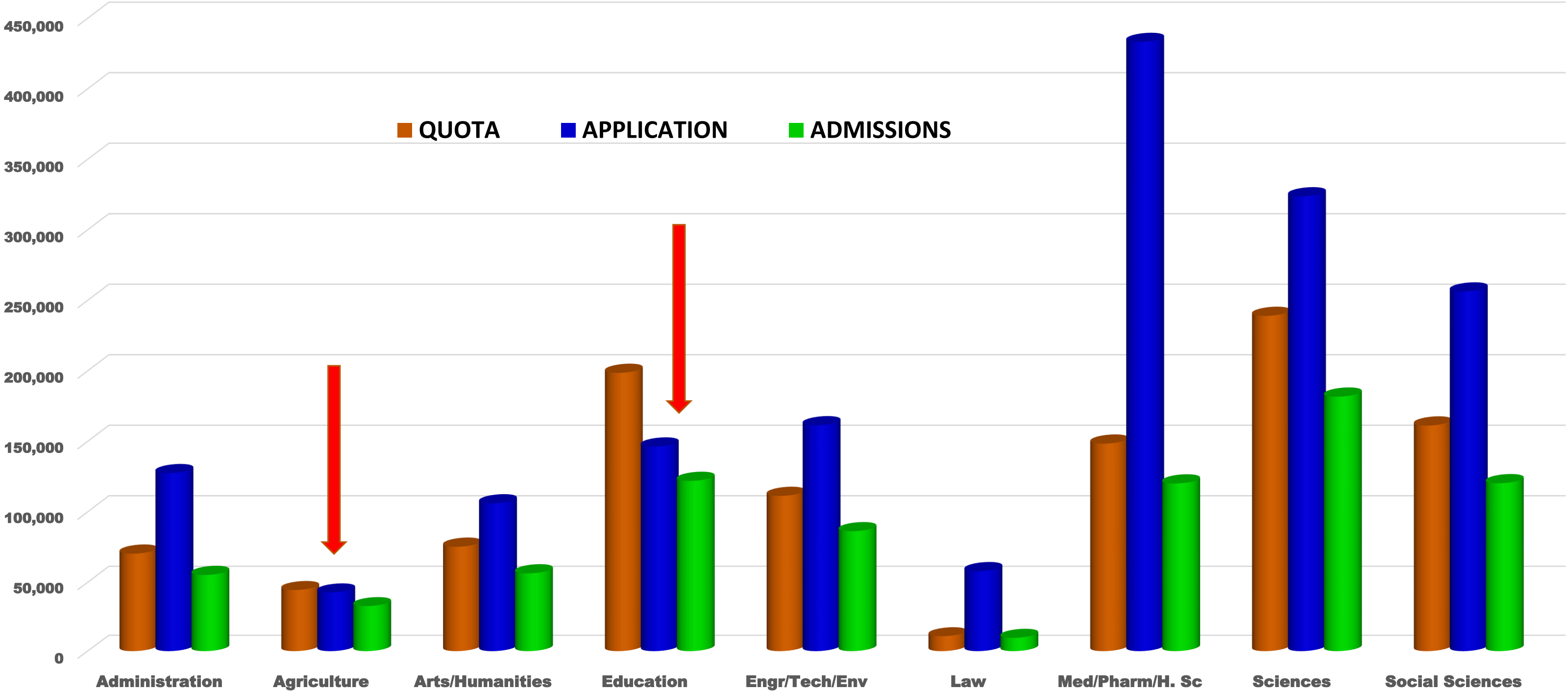
Score Range	Total Number of Candidates	No of Candidates Not Admit	MBBS	Law	Engr.	Sciences	Social Sciences	Arts/ Hum.	Admin.	No Result Uploaded to support required qualification
300+	17,189	1,614	2,681	206	673	465	163	19	88	0
280 - 299	22,594	3,241	3,796	1,240	635	553	411	199	203	0
250 - 279	78,672	24,081	4,219	7,369	3,356	3,657	4,291	2,868	2,540	0

**Sensitisation of candidates to upload O' level results on CAPS is yielding result**

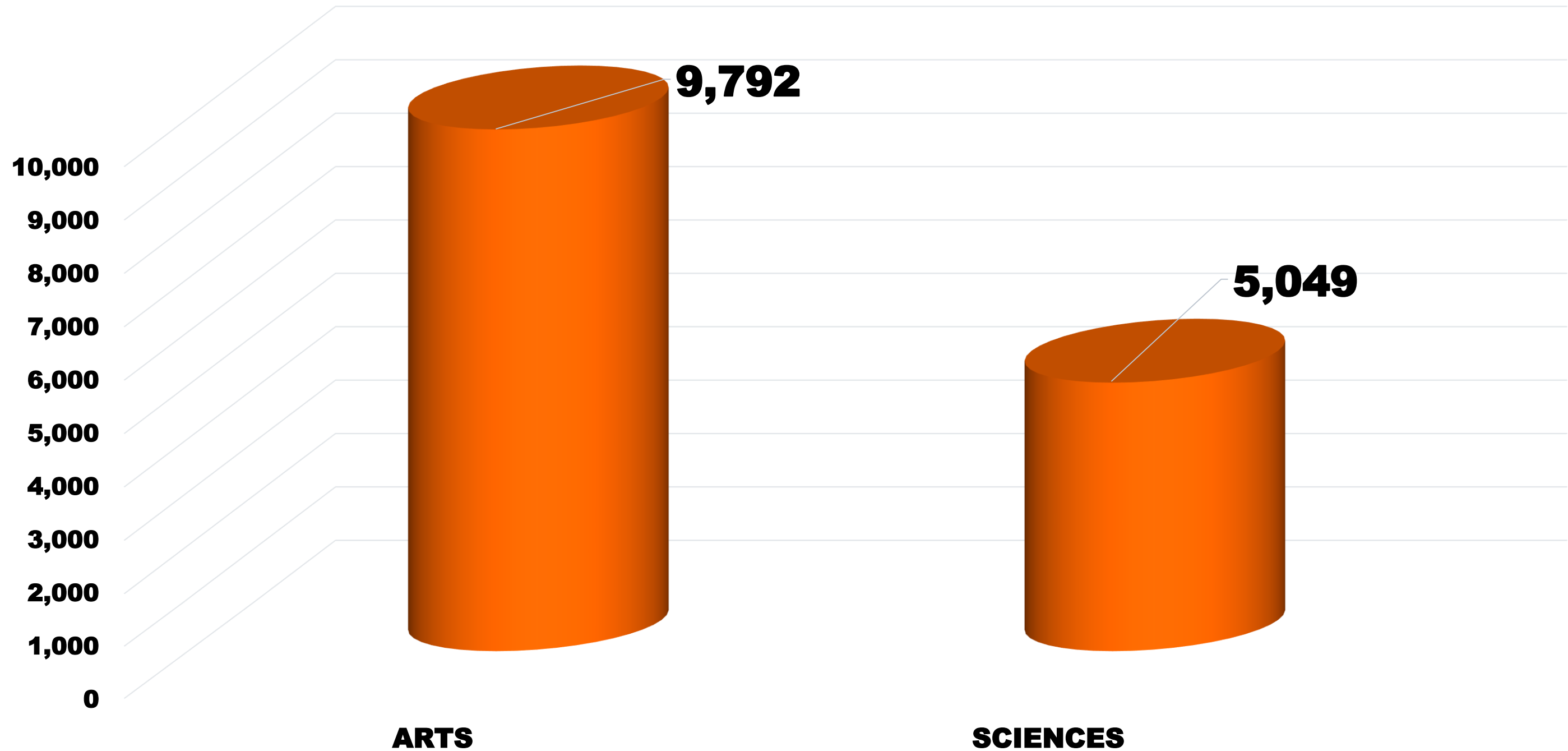
## 2025 UTME Statistics of Quota/Application/Admission for Faculty in Order of Application (DEGREE) - Ongoing

	A	B	C	D	E	F
FACULTY	QUOTA	INITIAL APPLICATION	ADMS	% of B to A	% of C to A	% of Quota Unused
Administration	70,478	127,556	55,338	180.99	78.52	21.48
Agriculture	44,553	42,809	32,805	96.09	73.63	26.37
Arts/Humanities	75,369	106,128	56,491	140.81	74.95	25.05
Education	198,661	146,418	122,064	73.70	61.44	38.56
Engr/Tech/Env	111,422	161,501	86,358	144.95	77.51	22.49
Law	10,874	58,033	9,724	533.69	89.42	10.58
Med/Pharm/H. Sc	148,486	433,298	120,241	291.81	80.98	19.02
Sciences	239,082	323,828	181,799	135.45	76.04	23.96
Social Sciences	161,337	256,364	120,414	158.90	74.64	25.36

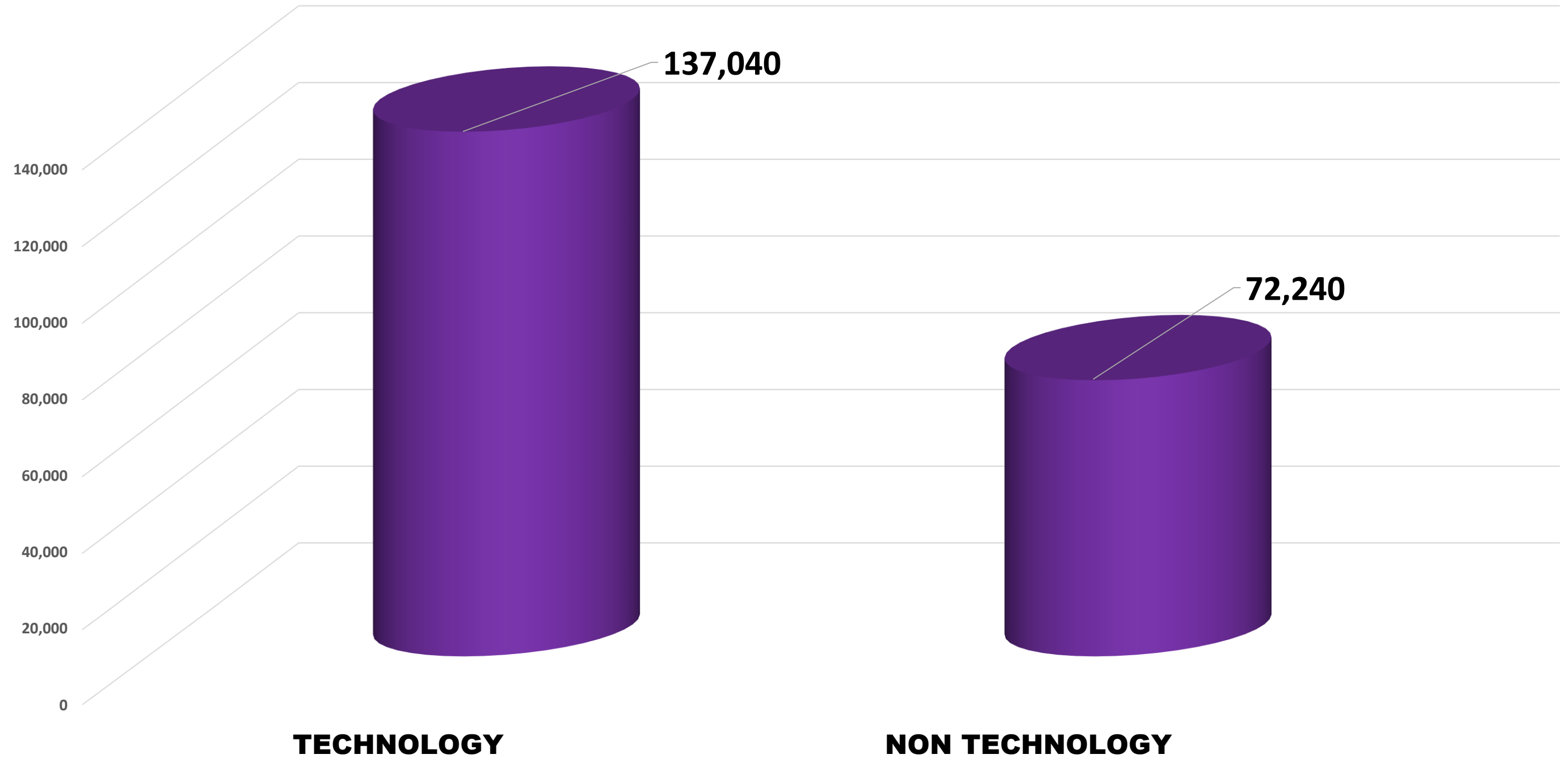
# 2025 STATISTICS OF QUOTA/APPLICATION/ADMISSION BY FACULTY (DEGREE)



# 2025 UTME STATISTICS OF ADMISSION BY SCIENCES AND ARTS (NCE)



## 2025 UTME STATISTICS OF TECHNOLOGY/NON-TECHNOLOGY RATIO (ND)





# 2025 UTME: Ongoing Admission of Blind Candidates

*The Board commends and thanks the authorities of the following institutions for their ongoing efforts on the blind*



**Inclusion**  
Everyone Matters



**Equity**  
Equal Access,  
Equal Opportunity



**Empowerment**  
Removing Barriers,  
Building Futures

## **Ongoing 2025 Admission of Blind Candidates**

### **The 59 institutions of Conscience**

<b>SN</b>	<b>INSTITUTION</b>	<b>TOTAL</b>
1	Federal College Of Education (Special) Oyo Oyo State	18
2	University Of Lagos Lagos State	18
3	University Of Nigeria Nsukka Enugu State	16
4	University Of Jos Jos Plateau State	14
5	Lagos State University Ojo Lagos State	12
6	Adekunle Ajasin University Akungba-Akoko Ondo State	11
7	University Of Benin Benin City Edo State	9
8	Bayero University Kano Kano State	9
9	Nnamdi Azikiwe University Awka Anambra State	8
10	Obafemi Awolowo University Ile-Ife Osun State	8
11	Ahmadu Bello University Zaria Kaduna State	8
12	Nasarawa State University Keffi Nasarawa State	6
13	FEDERAL COLLEGE OF EDUCATION (SPECIAL) OYO OYO STATE (DEGREE)	6

## Ongoing 2025 Admission of Blind Candidates (cont'd)

SN	INSTITUTION	TOTAL
14	Shehu Shagari University Of Education Tambuwal Sokoto State	6
15	Umaru Musa Yaradua University Katsina Katsina State	5
16	Kwara State University Malete Ilorin Kwara State	4
17	Federal College Of Educ. (Special) Oyo Oyo State (Aff To Uni. Ibadan)	4
18	Kaduna State University Kaduna Kaduna State	4
19	Gombe State University Tudun Wada Gombe Gombe State	3
20	Adeyemi Federal University Of Education Ondo State	3
21	Abdulkadir Kure University Minna Niger State	3
22	Abubakar Tatari Ali Polytechnic Bauchi Bauchi State	3
23	University Of Port-Harcourt Rivers State	2
24	Ignatius Ajuru University Of Education Port Harcourt Rivers State	2
25	Ambrose Alli University Ekpoma Edo State	2
26	University Of Uyo Akwa Ibom State	2

## Ongoing 2025 Admission of Blind Candidates (cont'd)

SN	INSTITUTION	TOTAL
27	University Of Ibadan Ibadan Oyo State	2
28	Saadatu Rimi College Of Education Kumbotso Kano State	2
29	University Of Ilorin Ilorin Kwara State	2
30	FEDERAL COLLEGE OF EDUCATION KATSINA KATSINA STATE (DEGREE)	2
31	NORTHWEST UNIVERSITY KANO KANO STATE	2
32	Yobe State University Damaturu Yobe State	2
33	Jigawa State College Of Education Gumel (Affl To Bayero Uni) Jigawa State	2
34	University Of Delta Agbor Delta State	1
35	Federal University Lafia Nasarawa State	1
36	Enugu State University Of Science And Technology Enugu Enugu State	1
37	Kaduna Polytechnic Kaduna Kaduna State	1
38	Federal University Oye-Ekiti Ekiti State	1
39	Yaba College Of Technology Yaba Lagos State	1

## Ongoing 2025 Admission of Blind Candidates (cont'd)

SN	INSTITUTION	TOTAL
40	FEDERAL UNIVERSITY OF EDUCATION ZARIA KADUNA STATE	1
41	Moshood Abiola Polytechnic Abeokuta Ogun State	1
42	Ladoke Akintola University Of Technology Ogbomosho Oyo State	1
43	Nile University Of Nigeria Abuja Fct	1
44	Federal Polytechnic Mubi Adamawa State	1
45	Federal University Birnin-Kebbi Kebbi State	1
46	Kano State Polytechnic Kano Kano State	1
47	Skyline University Nigeria Kano Kano State	1
48	Adamawa State University Mubi Adamawa State	1
49	Aminu Saleh College Of Education Azare Bauchi State	1
50	Bamidele Olumilua University Of Edu. Science And Tech. Ikere-Ekiti Ekiti State	1
51	University Of Ilesa Ilesa Osun State	1
52	ABDULLAHI FODIO UNIVERSITY OF SCIENCE AND TECNOLOGY ALIERO KEBBI STATE	1

## Ongoing 2025 Admission of Blind Candidates (cont'd)

SN	INSTITUTION	TOTAL
53	Ajayi Crowther University Oyo Oyo State	1
54	Atiba University Oyo Oyo State	1
55	EKO CITY POLYTECHNIC LAGOS LAGOS STATE	1
56	Federal College Of Education Katsina Katsina State	1
57	Jigawa State Col. Of Edu. And Legal Studies Ringim Affiliated To Udu Sokoto	1
58	Kwara State University Of Education Ilorin Kwara State	1
59	LENS UNIVERSITY ILEMONA OYUN KWARA STATE	1
	<b>TOTAL</b>	<b>226</b>

# SUMMARY OF ADMISSION OF BLIND CANDIDATES

....increasing the tempo & participation

## A DECADE OF PROGRESS

YEAR	2014	2015	2016	2017	2018	2019	2020	2021	2022	2023	2024	2025
Number of Candidates Admitted	44	72	142	145	156	182	126	286	147	210	484	226



The Board will continue to appeal to institutions to admit all candidates with special needs, particularly the blind candidates that meet the minimum requirement for admission

S/N	YEAR	NUMBER ADMITTED
1	2008	361,805
2	2009	409,888
3	2010	479,539
4	2011	468,448
5	2012	497,427
6	2013	513,207
7	2014	467,074
8	2015	522,856
9	2016	598,837
10	2017	582,681
11	2018	587,781
12	2019	631,642
13	2020	609,035
14	2021	497,189
15	2022	697,864
16	2023	673,388
17	2024	888,928
18	2025	<b>1,012,616 (ongoing)</b>

## SUMMARY OF ADMISSIONS (2008 – 2025)

**1. Excluding (non-documented):**

- National Open University of Nigeria
- Part-time (at least 50% of Full-time)
- Sandwich (10% of Part-time)
- Distance Learning (0.05% of Part-time)

**2. The figure is being adjusted from time to time due to constant discovery of illegitimate admissions, transfer of candidates and unrecorded activities of Institutions**

 **unprecedented**

# 2026 UTME & DE

# REGISTRATION



..... **successful** admission  
begins with **proper registration**

by following the **instructions**  
and **institutional/programme**  
requirements such as **subject combinations**



Follow  
the Process  
Step-by-step  
guidance



Meet  
Requirements  
Ensure eligibility  
and accuracy

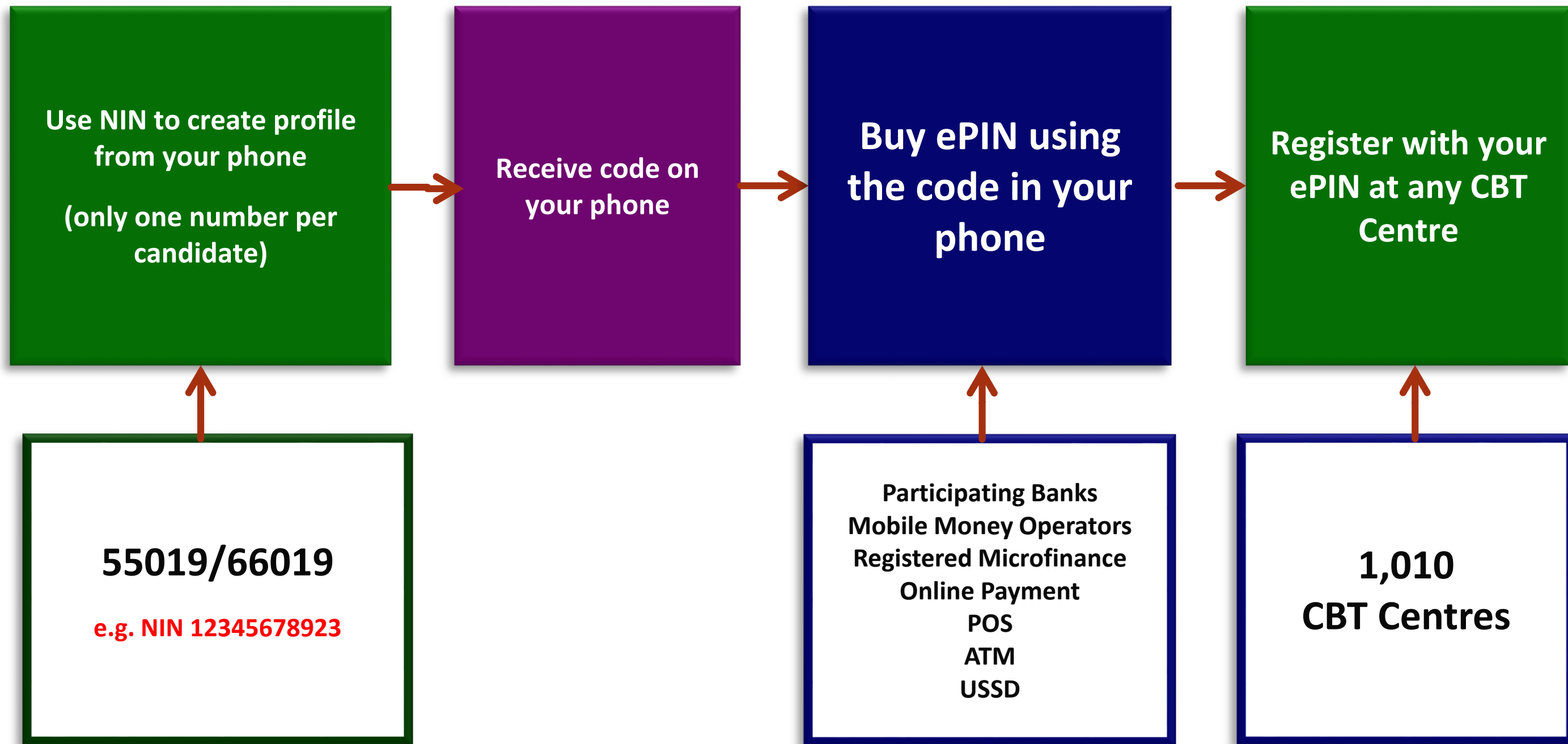


Choose  
Wisely  
Select the right  
subject combinations



Secure Your  
Admission  
A successful future  
starts here

# 2026 Registration Flow



# INCREASING NUMBER OF JAMB-OWNED PROFESSIONAL TESTING CENTRES (PTCS)

- ✓ 1,010 CBT Centres were accredited and participated in the registration exercise for 2026 UTME
- ✓ 979 CBT Centres were deployed for the 2026 UTME including:
  - Ikoyi Correctional Centre, Lagos
  - Borstal Training Institute, Kaduna Correctional Centre
- ✓ There are increasing calls why is JAMB not building CBT Centres – WE DO
- ✓ YES WE DO – it is not sustainable
  - Limited usage outside examination periods
  - Risk of underutilization and redundancy
- ✓ In contrast, privately-owned CBT centres remain viable by offering additional services beyond UTME

**THERE ARE INCREASING CALLS:**

**“WHY IS JAMB NOT BUILDING CBT CENTRES?”**

**✓ YES WE DO** – IT IS NOT SUSTAINABLE



Limited usage outside examination periods



Risk of underutilization and redundancy



High cost of construction, maintenance and upkeep

**979** CBT Centres were deployed for the 2026 UTME including:

- Ikoyi Correctional Centre, Lagos
- Borstal Training Institute, Kaduna Correctional Centre

**IN CONTRAST, PRIVATELY-OWNED CBT CENTRES REMAIN VIABLE BY OFFERING ADDITIONAL SERVICES BEYOND UTME**



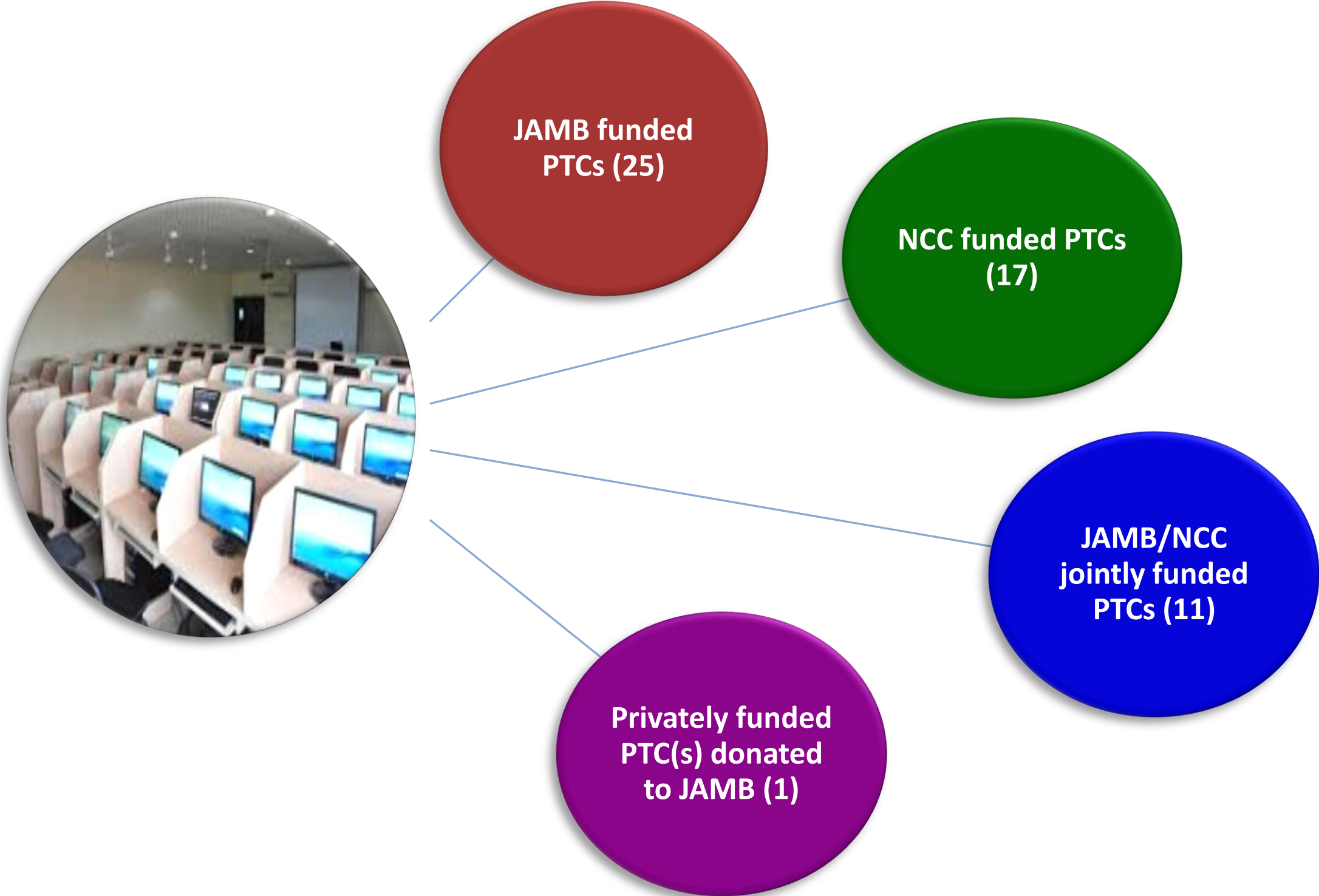
## JAMB HAS INVESTED IN KEY MEGA CENTRES IN THE LAST 10 YEARS ACROSS THE COUNTRY, INCLUDING:



• There are those provided by JAMB, NCC, NCC/JAMB partnership and donations

-   
 Owerri
-   
 Kaduna
-   
 Benin
-   
 Lafia
-   
 Katsina
-   
 Gbongan
-   
 Kabbi
-   
 Gombe
-   
 Lagos  
 (ongoing)
-   
 Maiduguri  
 (ongoing)
-   
 Iseyin  
 (donated by a private individual)

**INCREASING NUMBER OF JAMB-OWNED PROFESSIONAL TESTING CENTRES (PTCS) cont'd**



## Increasing Number of JAMB-owned PTCs (cont'd)



**Muhammadu Buhari Mega  
(1,000 Seater) PTCs, Kaduna**

## Increasing Number of JAMB-owned PTCs (cont'd)



**JAMB Mega (750 Seater) PTCs, Owerri**



## Increasing Number of JAMB-owned PTCs (cont'd)



**JAMB Mega (500 Seater) PTCs, Benin**



## Increasing Number of JAMB-owned PTCs (cont'd)

**JAMB Mega (500 Seater) PTCs, Ikeja, Lagos - ongoing**



## Increasing Number of JAMB-owned PTCs (cont'd)



## JAMB 500 Seater PTCs, Lafia



## Increasing Number of JAMB-owned PTCs (cont'd)

### JAMB PTC (250 Seater) PTCs, Iseyin, Oyo State

Single-handedly built, equipped and DONATED to JAMB

by

**Alhaji Ahmed Raji, SAN**



## Increasing Number of JAMB-owned PTCs (cont'd)

### JAMB Mega (500 Seater) PTCs, Maiduguri (ongoing)



being built, to be fully equipped and donated to JAMB by Government of Borno State courtesy of **His Excellency, Prof. Umara Zulum**



# INNOVATIONS FOR 2026 UTME & DE



**New measures & activities**

# 2026 UTME INNOVATION

## Declaration of Previous Registration and Admission

- ✓ A preponderant majority of impersonators caught during the 2025 UTME were undergraduate students (violation of matriculation oath)
  - Highest scorer was 300L Medical student
  
- ✓ Each candidate was made to declare his/her previous registration and admission history with JAMB, if available
  - Having been previously admitted (matriculated) and wishing to change or start afresh in another institution or programme is allowed
  - Failure to disclose such prior admission is an offence and it will be sanctioned
  - It is a crime by law to run more than one undergraduate programmes concurrently
  - Every candidate signed the online declaration during registration



# 2026 UTME INNOVATION

## Live Coverage of Registration Exercise

**NO VISION  
NO REGISTRATION  
NO UTME**

- ✓ JAMB previously covers conduct of UTME with CCTV cameras
- ✓ All monitored live from JAMB HQs inn Bwari, Abuja
- ✓ Delayed = Delayed payment
- ✓ Not to be tolerated again



# SUBSISTING PRACTICE

## Free Application Document for Persons With Disability



- ✓ JAMB will continue to support Persons with Disabilities (PWD).
  - provided free application documents to all eligible categories of PWD
  - those who have obtained at least five O-level credit passes for the 2025 UTME/DE
  - Full comfort and custom services for the blind and their guides

# **SUBSISTING PRACTICE**

## **Audio Book for Blind Candidates**

- ✓ Audio again provided audio book to blind candidates as instituted during the 2024 UTME
  - It is a digital adaptation of the traditional reading book
  - It is in popular audio file format like WMV, MP3, WMA, AAC, etc
  - It is compatible with all devices that can stream audio records
  - It helps the blind candidates to easily understand the subject/text



## CANDIDATES WHO REGISTER & SIT FOR UTME IN FOREIGN CENTRES

- ✓ Is a Non-Nigerian
- ✓ Nigerian who is a product of foreign Secondary School system
- ✓ Nigerian who is a confirmed resident in a foreign country (**6 month-stay** at the minimum)



*.....foreign candidates must fulfil one of the conditions above*

# Registration by Awaiting Result Candidates

(Reminder!!!)

**JAMB allowed  
Awaiting Result  
Candidates to  
register & sit for the  
2026 UTME**

**These candidates can't be considered for admission on  
awaiting result status**

**They must upload their O' level results on the Board's  
portal before the commencement of the admission exercise**

**Their O' level results form a crucial part of their registration  
requirements**

## SUMMARY OF REGISTRATION (2015 – 2026)

YEAR	UTME	DE	TOTAL
2015	1,475,600	168,472	1,644,072
2016	1,592,462	172,397	1,764,859
2017	1,722,269	160,290	1,882,559
2018	1,653,127	139,891	1,793,018
2019	1,886,509	103,173	1,989,682
2020	1,949,983	160,640	2,110,623
2021	1,351,284	76,925	1,428,209
2022	1,761,262	98,270	1,859,532
2023	1,595,779	39,894	1,635,673
2024	1,992,660	47,358	2,040,018
2025	2,031,754	62,205	2,093,329
<b>2026</b>	<b>2,243,245</b>	<b>52,632 (ongoing)</b>	<b>2,295,877</b>

# Graphical Presentation of Summary of Direct Entry Registration (2015 – 2026)



- ✓ The curve shows fall in revenue generated by the Board from sale of DE applications
- ✓ JAMB is deliberately working to sanitise the system despite loosing over N400million (120,000xN3,500)
- ✓ **Certificate verification before completing registration now yielding result (balance from 2023 registration)**

# STATISTICAL REPORTS ON

# 2026 UTME APPLICATION



**ACCURATE DATA**  
Reliable insights,  
better decisions



**DETAILED ANALYSIS**  
Comprehensive  
and in-depth



**CLEAR REPORTING**  
Presenting data  
with clarity




**INFORMED ACTION**  
Driving performance  
and progress

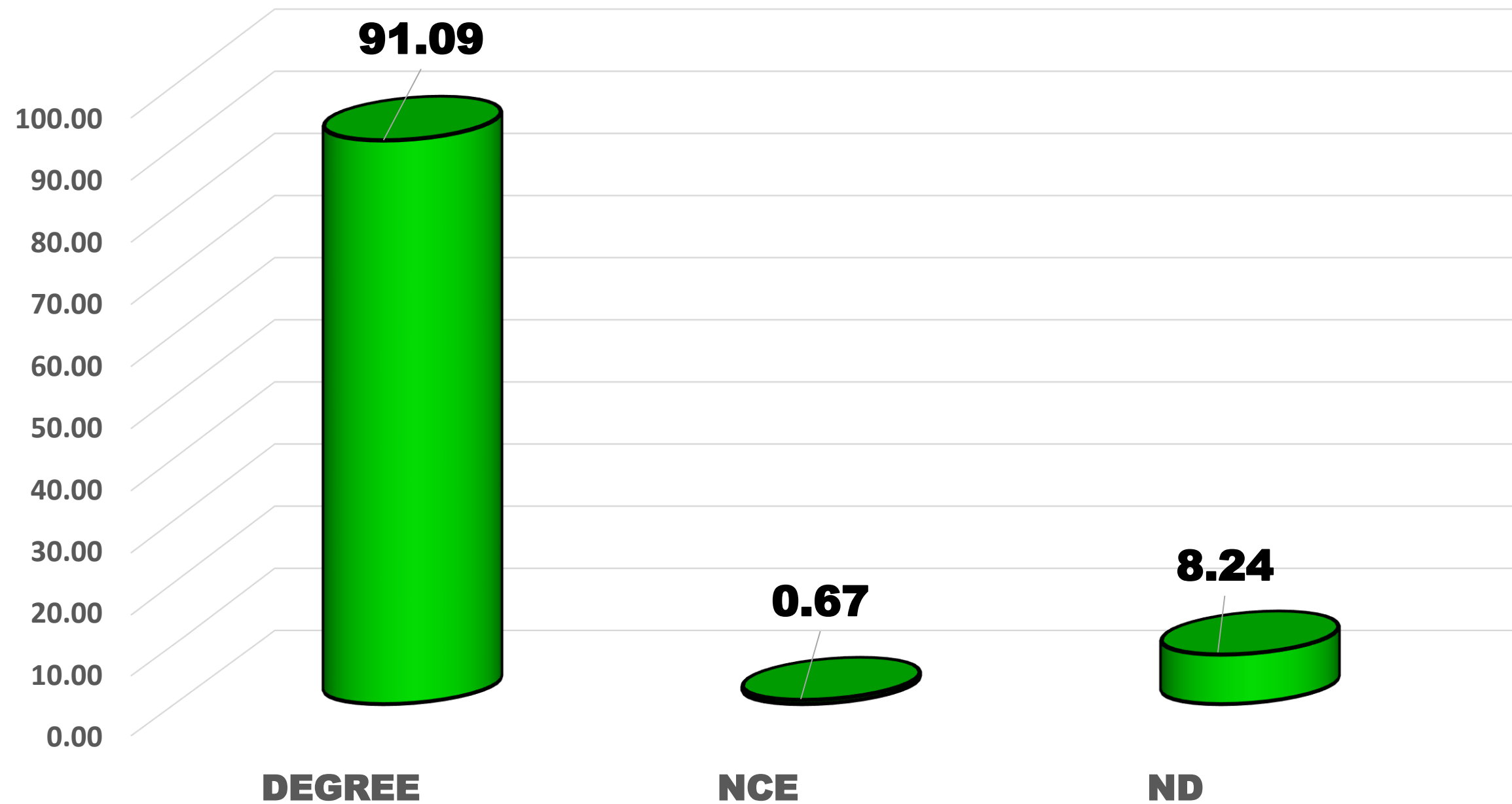
*Data today, decisions for tomorrow.*

## 2025 Vs 2026 UTME APPLICATION BY First (1<sup>st</sup>) Choice Preference

PREFERENCE	2025		2026	
	TOTAL APPLICATIONS	PERCENTAGE (%)	TOTAL APPLICATIONS	PERCENTAGE (%)
DEGREE	1,825,062	89.83	2,043,318	91.09
NCE	25,755	1.27	15,112	0.67
ND	179,741	8.85	184,815	8.24
NID	1,196	0.06	0	0
<b>TOTAL</b>	<b>2,031,754</b>	<b>100.00</b>	<b>2,243,245 (Dual-M)</b>	<b>100.00</b>



## Graphical Presentation of 2026 UTME Application Statistics of Institutions By 1<sup>st</sup> Choice Preference



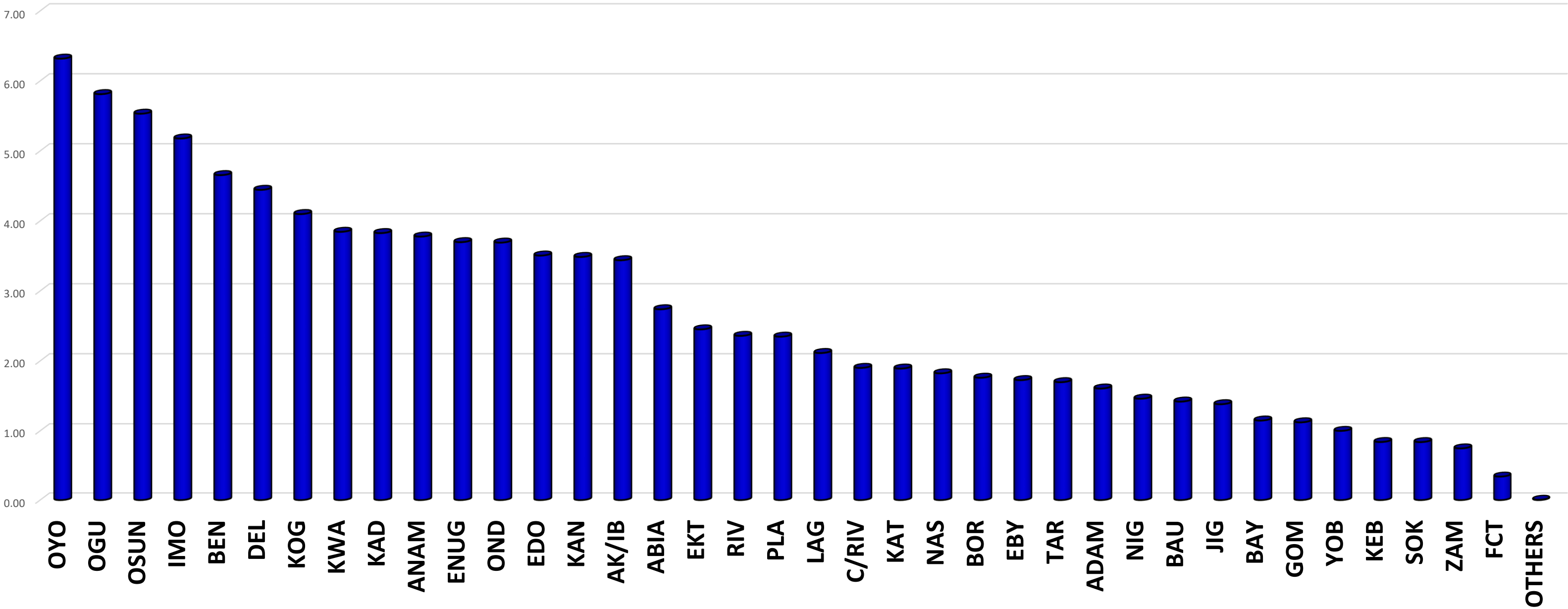
## 2026 UTME APPLICATION STATISTICS BY STATE OF ORIGIN

S/N	State	Total	Percentage (%)	% of State Population
1	OYO	141,727	6.32	<p style="text-align: center; font-size: 2em;">?</p> <p style="text-align: center;"><b>These are RAW figures ...</b></p> <p style="text-align: center;"><b>normalised figures per population percentage is most appropriate</b></p>
2	OGUN	130,360	5.81	
3	OSUN	124,087	5.53	
4	IMO	116,140	5.18	
5	BENUE	104,409	4.65	
6	DELTA	99,687	4.44	
7	KOGI	91,926	4.10	
8	KWARA	86,238	3.84	
9	KADUNA	85,825	3.83	
10	ANAMBRA	84,704	3.78	
11	ENUGU	82,922	3.70	
12	ONDO	82,775	3.69	
13	EDO	78,634	3.51	
14	KANO	78,181	3.49	
15	AKWA IBOM	77,127	3.44	
16	ABIA	61,415	2.74	
17	EKITI	54,975	2.45	
18	RIVERS	52,899	2.36	
19	PLATEAU	52,638	2.35	

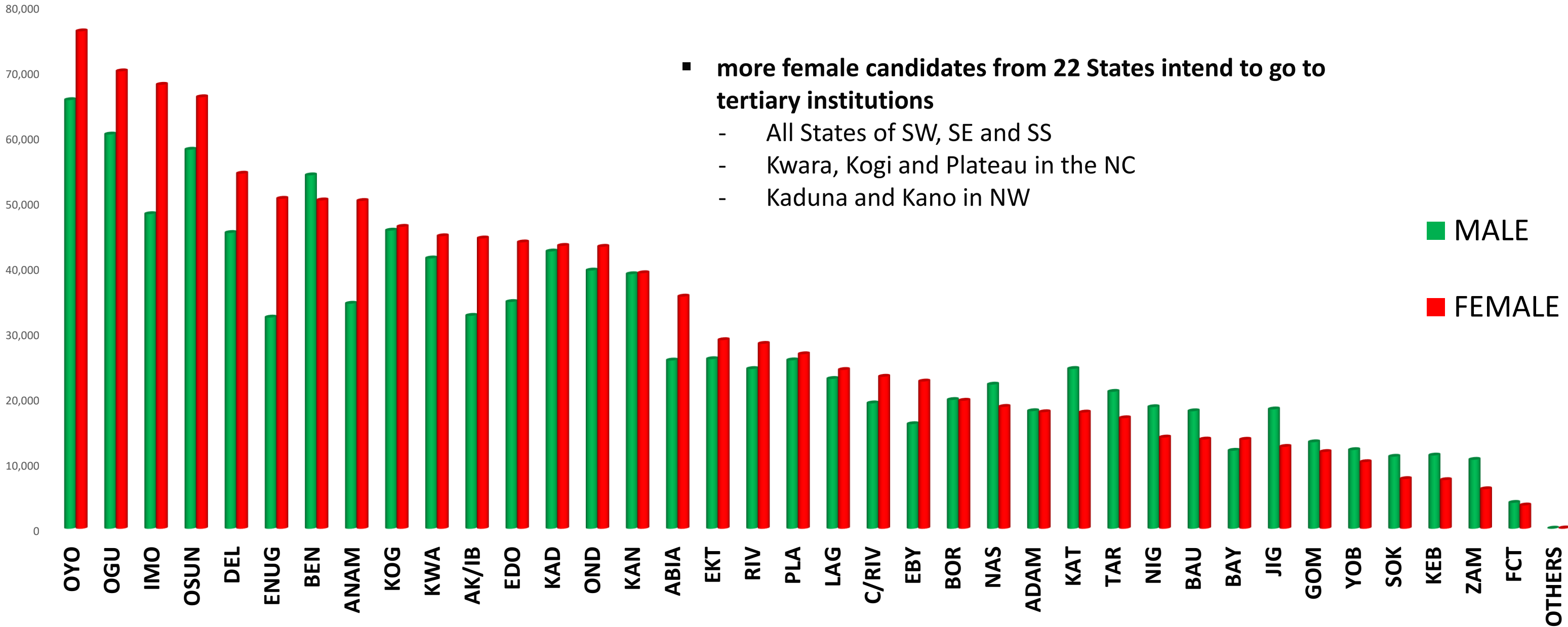
## 2026 UTME Application by State of Origin (Cont'd)

S/N	State	Total	Percentage of Total (%)	% of State Population
20	LAGOS	47,396	2.11	<p style="text-align: center; font-size: 2em;">?</p> <p style="text-align: center;">These are RAW figures ...</p> <p style="text-align: center;">normalised figures per <b>population percentage</b> is most appropriate</p>
21	CROSS RIVER	42,626	1.90	
22	KATSINA	42,415	1.89	
23	NASARAWA	40,888	1.82	
24	BORNO	39,478	1.76	
25	EBONYI	38,716	1.73	
26	TARABA	38,051	1.70	
27	ADAMAWA	36,016	1.61	
28	NIGER	32,762	1.46	
29	BAUCHI	31,833	1.42	
30	JIGAWA	30,989	1.38	
31	BAYELSA	25,759	1.15	
32	GOMBE	25,184	1.12	
33	YOBE	22,420	1.00	
34	KEBBI	18,812	0.84	
35	SOKOTO	18,786	0.84	
36	ZAMFARA	16,744	0.75	
37	FCT	7,607	0.34	
38	OTHERS	94	0.004	

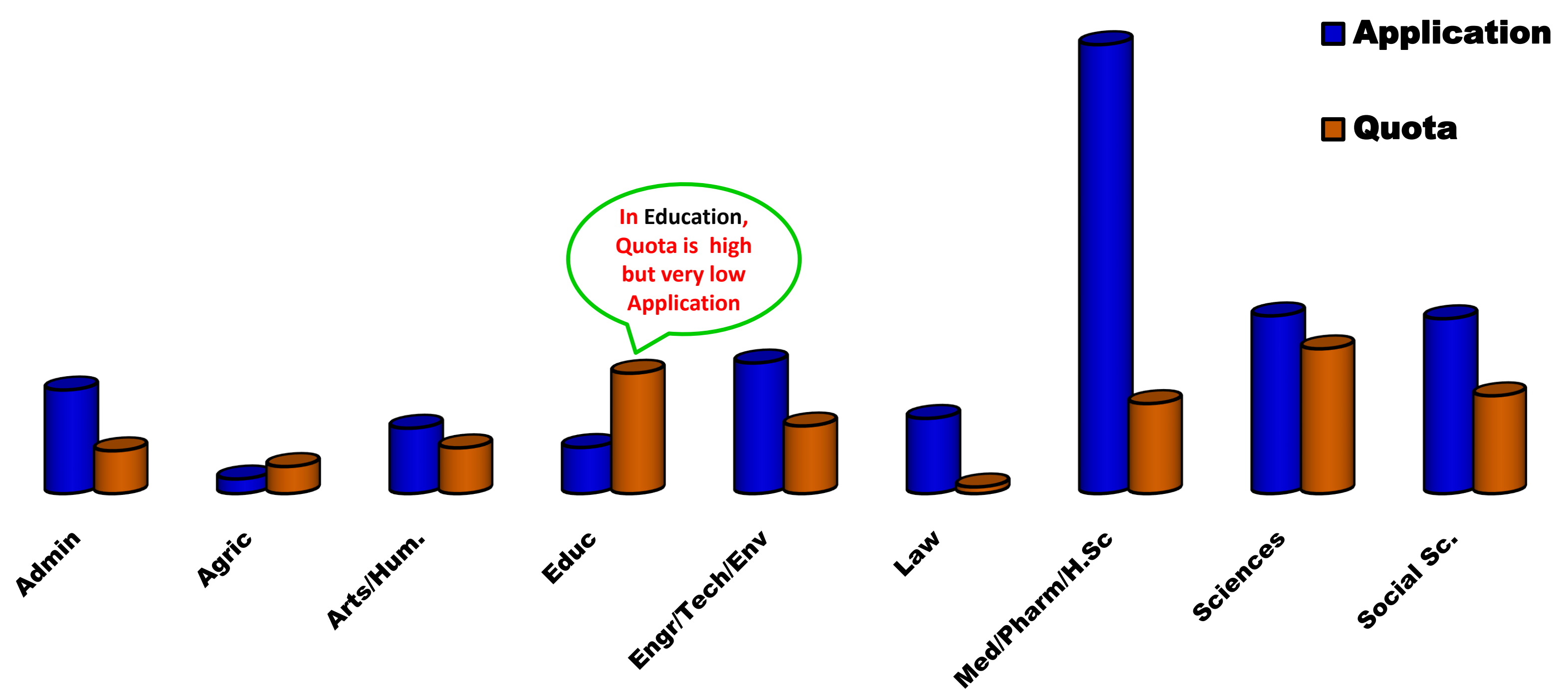
# GRAPHICAL REPRESENTATION OF 2026 UTME APPLICATION STATISTICS BY STATE OF ORIGIN



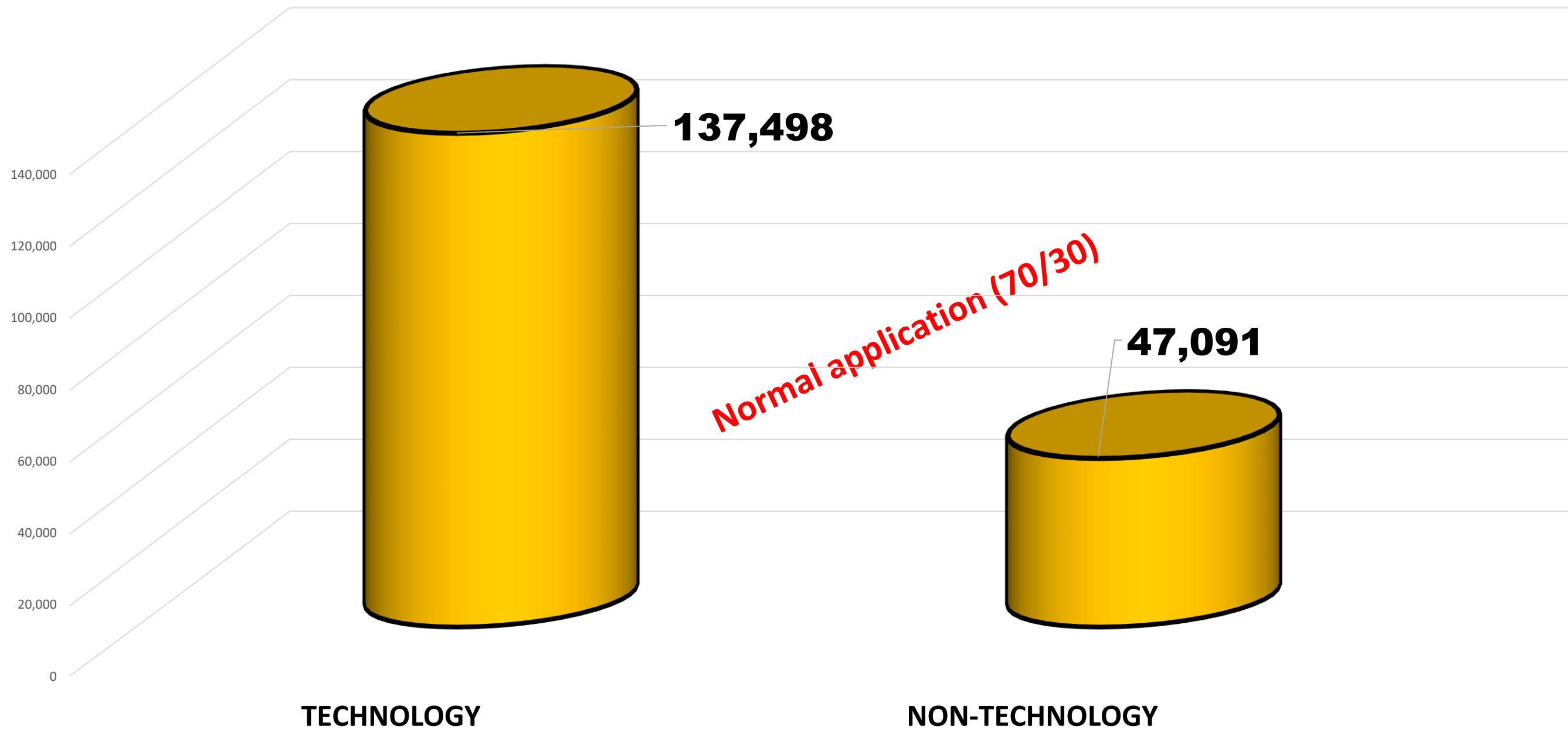
# GRAPHICAL REPRESENTATION OF 2026 UTME APPLICATION STATISTICS BY STATE OF ORIGIN & GENDER



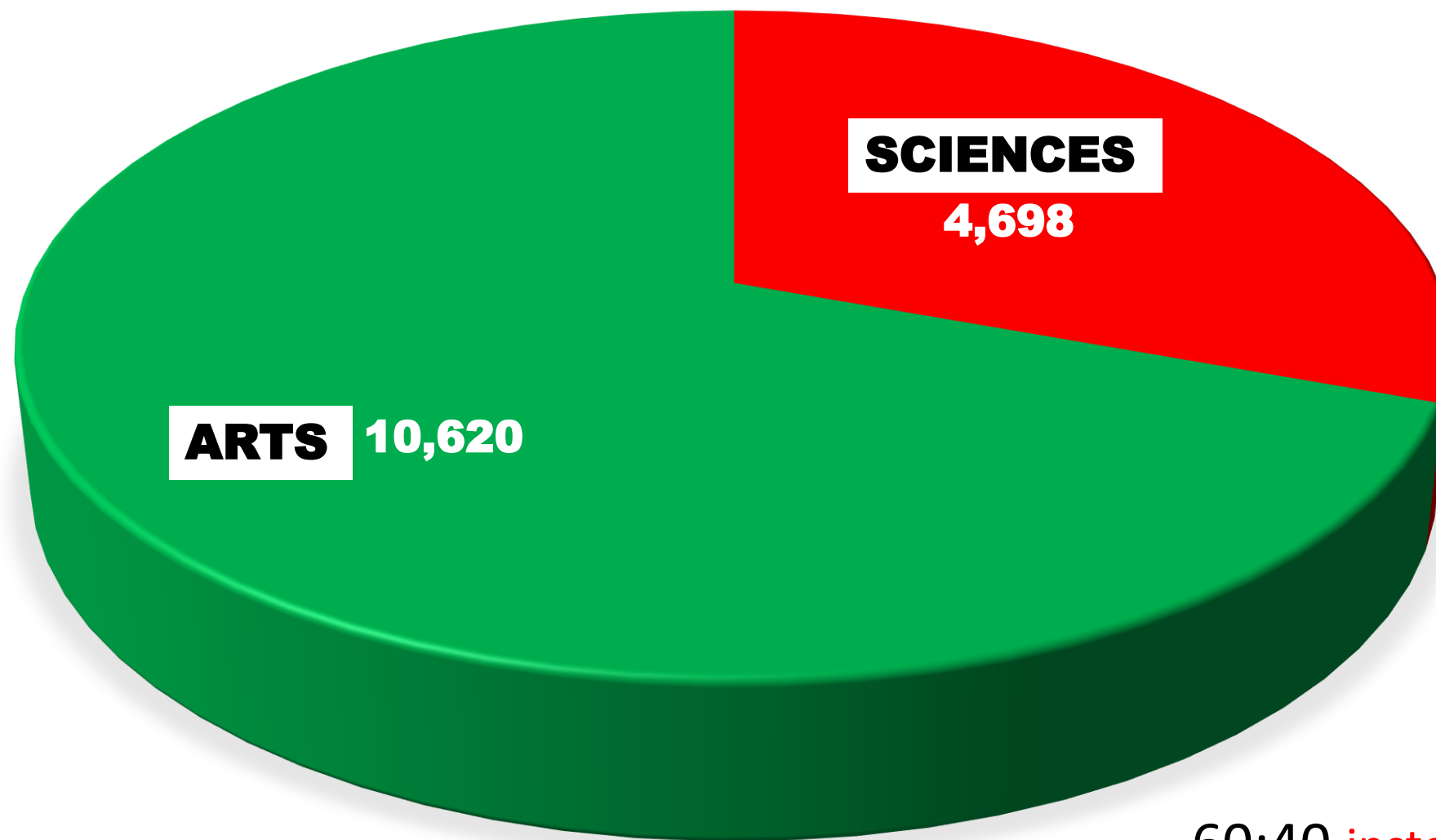
# 2026 UTME APPLICATION STATISTICS BY FACULTY (DEGREE) – Origin of Imbalance in Admission



# 2026 UTME APPLICATION STATISTICS BY Technology and Non-Technology Based Programmes (Polytechnics/Monotechnics) – **First Choice**



## 2026 UTME Application Statistics by Science And Arts Based Courses (Colleges of Education): First Choice



60:40 instead of 40:60

## 2026 UTME APPLICATION STATISTICS BY INSTITUTION

### Top Ten Institutions – All Universities (First Choice)

2026 POSITION	INSTITUTIONS	TOTAL NUMBER OF APPLICATIONS	PERCENTAGE (%)	2025 POSITION	2024 POSITION	2023 POSITION	2022 POSITION	2021 POSITION
1 <sup>st</sup>	Lagos State University, Ojo, Lagos State	84,426	3.76	1 <sup>st</sup>	2 <sup>nd</sup>	3 <sup>rd</sup>	Not in top ten	Not in top ten
2 <sup>nd</sup>	University Of Lagos, Lagos State	78,240	3.49	2 <sup>nd</sup>	3 <sup>rd</sup>	2 <sup>nd</sup>	2 <sup>nd</sup>	2 <sup>nd</sup>
3 <sup>rd</sup>	Obafemi Awolowo University, Ile-Ife, Osun State	60,370	2.69	9 <sup>th</sup>	9 <sup>th</sup>	7 <sup>th</sup>	7 <sup>th</sup>	9 <sup>th</sup>
4 <sup>th</sup>	University Of Ibadan, Ibadan, Oyo State	58,895	2.63	6 <sup>th</sup>	6 <sup>th</sup>	10 <sup>th</sup>	10 <sup>th</sup>	Not in top ten
5 <sup>th</sup>	University Of Benin, Benin City, Edo State	55,425	2.47	8 <sup>th</sup>	8 <sup>th</sup>	5 <sup>th</sup>	5 <sup>th</sup>	3 <sup>rd</sup>
6 <sup>th</sup>	Nnamdi Azikiwe University, Awka, Anambra State	54,085	2.41	5 <sup>th</sup>	5 <sup>th</sup>	8 <sup>th</sup>	3 <sup>rd</sup>	4 <sup>th</sup>
7 <sup>th</sup>	University Of Ilorin, Ilorin, Kwara State	52,514	2.34	3 <sup>rd</sup>	1 <sup>st</sup>	1 <sup>st</sup>	1 <sup>st</sup>	1 <sup>st</sup>
8 <sup>th</sup>	University Of Nigeria, Nsukka, Enugu State	51,660	2.30	7 <sup>th</sup>	7 <sup>th</sup>	6 <sup>th</sup>	8 <sup>th</sup>	5 <sup>th</sup>
9 <sup>th</sup>	Federal University, Oye-Ekiti, Ekiti State	48,272	2.15	4 <sup>th</sup>	4 <sup>th</sup>	4 <sup>th</sup>	6 <sup>th</sup>	7 <sup>th</sup>
10 <sup>th</sup>	University Of Port-Harcourt, Rivers State	48,199	2.15	Not in top ten	10 <sup>th</sup>	Not in top ten	Not in top ten	Not in top ten



## 2026 UTME APPLICATION STATISTICS BY INSTITUTION

### Top Ten Institutions- All Colleges of Education (First Choice)

2026 POSITION	Institutions	Total Number of Applications	Percentage (%)	2025 Position	2024 Position	2023 Position	2022 Position	2021 Position
1 <sup>st</sup>	Kaduna State College Of Education, Gidan-Waya, Kafanchan, Kaduna State	883	0.04	2 <sup>nd</sup>	2 <sup>nd</sup>	7 <sup>th</sup>	10 <sup>th</sup>	Not in top ten
2 <sup>nd</sup>	Yusuf Bala Usman College Of Education And Legal Studies, Daura, Katsina State	691	0.03	Not in top ten	Not in top ten	Not in top ten	Not in top ten	Not in top ten
3 <sup>rd</sup>	Saadatu Rimi College Of Education, Kumbotso, Kano State	663	0.03	10 <sup>th</sup>	Not in top ten	Not in top ten	Not in top ten	Not in top ten
4 <sup>th</sup>	College Of Education, Billiri, Gombe State	643	0.03	Not in top ten	Not in top ten	Not in top ten	Not in top ten	Not in top ten
5 <sup>th</sup>	Jigawa State College Of Education, Gumel, Jigawa State	546	0.02	Not in top ten	Not in top ten	Not in top ten	Not in top ten	Not in top ten
6 <sup>th</sup>	Federal College Of Education, Katsina, Katsina State	505	0.02	Not in top ten	Not in top ten	Not in top ten	Not in top ten	Not in top ten
7 <sup>th</sup>	College Of Education, Zing, Taraba State	441	0.02	5 <sup>th</sup>	8 <sup>th</sup>	9 <sup>th</sup>	Not in top ten	9 <sup>th</sup>
8 <sup>TH</sup>	FCT College Of Education, Zuba, Abuja	421	0.02	4 <sup>TH</sup>	5 <sup>TH</sup>	5 <sup>TH</sup>	6 <sup>th</sup>	6 <sup>th</sup>
9 <sup>th</sup>	Isa Kaita College Of Education, Dutsinma, Katsina State	419	0.02	Not in top ten	Not in top ten	Not in top ten	Not in top ten	Not in top ten
10 <sup>th</sup>	Federal College Of Education (Special), Oyo, Oyo State	416	0.02	6 <sup>th</sup>	10 <sup>th</sup>	8 <sup>th</sup>	Not in top ten	7 <sup>th</sup>

Not NCE but  
**COE-DUAL  
MANDATE**  
effect


# 2026 UTME APPLICATION STATISTICS BY INSTITUTION

## Top Ten Institutions - All Polytechnics/Monotechnics (First Choice)

2026 POSITION	INSTITUTIONS	TOTAL NUMBER OF APPLICATIONS	PERCENTAGE (%)	2025 Position	2024 Position	2023 POSITION	2022 POSITION	2021 POSITION
1 <sup>st</sup>	Kaduna Polytechnic, Kaduna, Kaduna State	7,630	0.34	1 <sup>st</sup>	3 <sup>rd</sup>	3 <sup>rd</sup>	1 <sup>st</sup>	1 <sup>st</sup>
2 <sup>nd</sup>	Federal Polytechnic, Ilaro, Ogun State	5,306	0.24	5 <sup>th</sup>	5 <sup>th</sup>	4 <sup>th</sup>	3 <sup>rd</sup>	3 <sup>rd</sup>
3 <sup>rd</sup>	Kwara State Polytechnic, Ilorin, Kwara State	4,817	0.21	2 <sup>nd</sup>	2 <sup>nd</sup>	1 <sup>st</sup>	2 <sup>nd</sup>	2 <sup>nd</sup>
4 <sup>th</sup>	Yaba College Of Technology, Yaba, Lagos State	4,574	0.20	4 <sup>th</sup>	4 <sup>th</sup>	5 <sup>th</sup>	4 <sup>th</sup>	4 <sup>th</sup>
5 <sup>th</sup>	Federal Polytechnic, Nasarawa, Nasarawa State	3,425	0.15	3 <sup>rd</sup>	1 <sup>st</sup>	2 <sup>nd</sup>	6 <sup>th</sup>	7 <sup>th</sup>
6 <sup>th</sup>	Federal Polytechnic, Ede, Osun State	3,195	0.14	6 <sup>th</sup>	9 <sup>th</sup>	Not in top ten	Not in top ten	Not in top ten
7 <sup>th</sup>	Federal Polytechnic, Offa, Kwara State	2,795	0.12	8 <sup>th</sup>	7 <sup>th</sup>	6 <sup>th</sup>	5 <sup>th</sup>	5 <sup>th</sup>
8 <sup>th</sup>	The Polytechnic, Ibadan, Oyo State	2,767	0.12	7 <sup>th</sup>	6 <sup>th</sup>	8 <sup>th</sup>	10 <sup>th</sup>	9 <sup>th</sup>
9 <sup>th</sup>	Auchi Polytechnic, Auchi, Edo State	2,301	0.10	9 <sup>th</sup>	10 <sup>th</sup>	7 <sup>th</sup>	7 <sup>th</sup>	Not in top ten
10 <sup>h</sup>	Kano State College Of Nursing And Midwifery, Kano, Kano State	2,284	0.10	Not in top ten	Not in top ten	Not in top ten	Not in top ten	Not in top ten



# CHALLENGES DURING REGISTRATION



Majorly, intruding institutions, interlopers and some CBT Centre Operators .... trend is still there



# **2026 Examination Report**

# REWARDS/INCENTIVES/RECOGNITION



Mr. Ibrahim Kawu



Mr Gani O. Abd'Rahim, MSc.



Mr. Chidebe Adinleku Achunine



Mrs. Zainab Hamza



Mr. Salim Galadanci



Mr. Amina Adail



Mrs. Linda Aljanwachukwu



Hon. Danladi Mohammed



Mrs. Temitope Catherine Akintola



Mr. Ibrahim N. Abdullah



Mr. Mufutau Bello



Mr. Jamilu Jaoro



Mrs. Villa Pius



Mr. Johnson Adebisi



Mrs. Doom Mbochiatim



Mr. Abdulsalam Mohammed



Mrs. Folake Sotomi



Mr. Billiaminu Akintola Shittu



Mr. Mohammed B. Ahmed



Mr. Semiu Ashiru



Mr. Saeed Yusuf



Dr. Fabian Benjamin



Mr. Olukayo S. Dada



Mrs. B. Usman



Abdullahi Ashura

**JAMB Management**

*thank you*  **FOR YOUR SUPPORT**

# REWARDS/INCENTIVES/RECOGNITION



**BRAVERY**

Mr. Gbenga Adebayo



**DEDICATION**

Mrs. Moduoluwa Aloba



**INNOVATION**

Messrs. Muzammil Muhammad Bello  
Dubem Ikechukwu,  
Auwal Ahmed Bello

- ✓ Four personalities were recognised in 2024
  - Prof. Peter Okebukola
  - Prof. Muhammad Yahuza Bello
  - Prof. Boniface Nworgu
  - Prof. Bashir Galadanci
- ✓ Best Performing Examination Centre Team (4 staff) also recognised and awarded cash prize
- ✓ 2025 recognition for various performances
  - Appropriate reward is being determined by Management
- ✓ 2025 Best Examination Team is also yet to be determined

# REWARDS/INCENTIVES/RECOGNITION



Prof. Vincent Tenebe



Prof. Abdulganiyu Ambali



Dist. Sen. Mohammed Muntari Dandutse



Hajiya Aisha Dahiru



Chief Tunji Alapini



Prof. Peter Okebulad



Dr. Reuben Abati



Prof. M. S. Audu



Prof. Braide Ekanem



Prof. Bashir Galadanci



Hon Oboku Abonsizibe Oforji



Sen. Shuaib A. Salisi



We all salute you from JAMB

# Two (2) Mock Examinations: Trial Testing

The 10<sup>th</sup> in the Series

The Board conducted the 10<sup>th</sup> mock examination on Saturday, 28<sup>th</sup> March, 2025

as usual:

to identify problems that might arise during the main examinations

to test the new systems introduced in deploying the CBT examination

to allow candidates familiarise themselves with the new software and test their level of preparedness

1

It enabled JAMB to test dual software systems

2

New system, features secure browser, fixing 2025 UTME vulnerabilities

3

BYOD and third-party examinations

4

Flash drive-based deployment on any computer system  
- Easier and cheaper - Anti-spy devices

# 2026 MAIN EXAMINATION



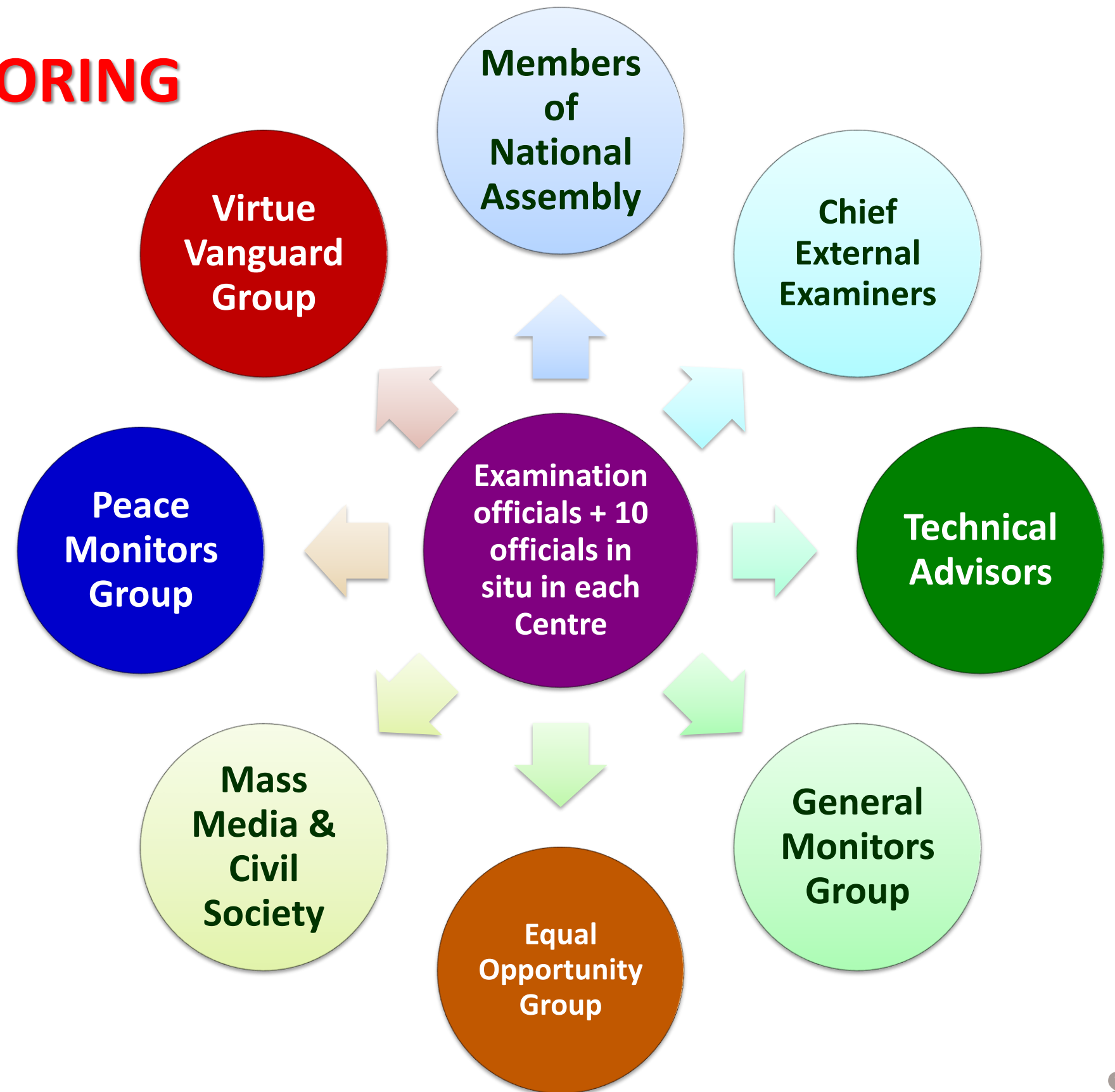
The main examination was conducted throughout the Federation

*Thursday, 16<sup>th</sup> – Wednesday, 22<sup>nd</sup> April, 2025*

# 2026 EXAMINATION MONITORING




**...to all members of the Examination Monitoring Groups**



## The 9-Key+2 Pack Design (Locally) - (Reminder!!!)

**A, B, C, D**

Candidates press the  
letters **A,B,C,D** for  
**responses** (answers)  
to questions



**P, N, S, R, Y**

- P** = Previous question
- N** = Next question
- S** = Submit responses when candidate has finished examination
- R** = Reverse (do not intend to go further to submit again)
- Y** = To confirm submission (intend to go further to submit again after pressing S)

*The Y Key has solved complaints by candidates who claimed s/he mistakenly pressed letter [S] twice & that ended his/her Exam*

# CONDUCT OF 2026 UTME FOR THE BLIND CANDIDATES

**We continue to use an abridged approach**

*because some of them have not been exposed to the relevant technology in their various schools*

**All blind candidates were invited to 11 centres in the country for special assessment**

## 2026 UTME APPLICATION STATISTICS BY STATE OF EXAMINATION

(States Where Candidates Sat for the Examination in Order of Number of Candidates)

S/N	STATE	Total Number of Candidates	% (No. of Candidates)	No. of CBT Centres	% of CBT Centres
1	LAGOS	331,627	14.78	117	11.98
2	OGUN	126,802	5.65	72	7.37
3	OYO	122,388	5.46	63	6.45
4	KADUNA	107,014	4.77	43	4.40
5	RIVERS	102,990	4.59	36	3.68
6	FCT	100,088	4.46	39	3.99
7	KANO	79,258	3.53	31	3.17
8	DELTA	79,239	3.53	30	3.07
9	NASARAWA	73,171	3.26	30	3.07
10	OSUN	67,294	3.00	36	3.68
11	KWARA	63,759	2.84	40	4.09
12	BENUE	63,563	2.83	21	2.15
13	ONDO	63,081	2.81	26	2.66
14	PLATEAU	61,155	2.73	29	2.97
15	EDO	59,133	2.64	19	1.94

## 2026 UTME APPLICATION STATISTICS BY STATE OF EXAMINATION

(States Where Candidates Sat for the Examination in Order of CBT Ctrs) cont'd

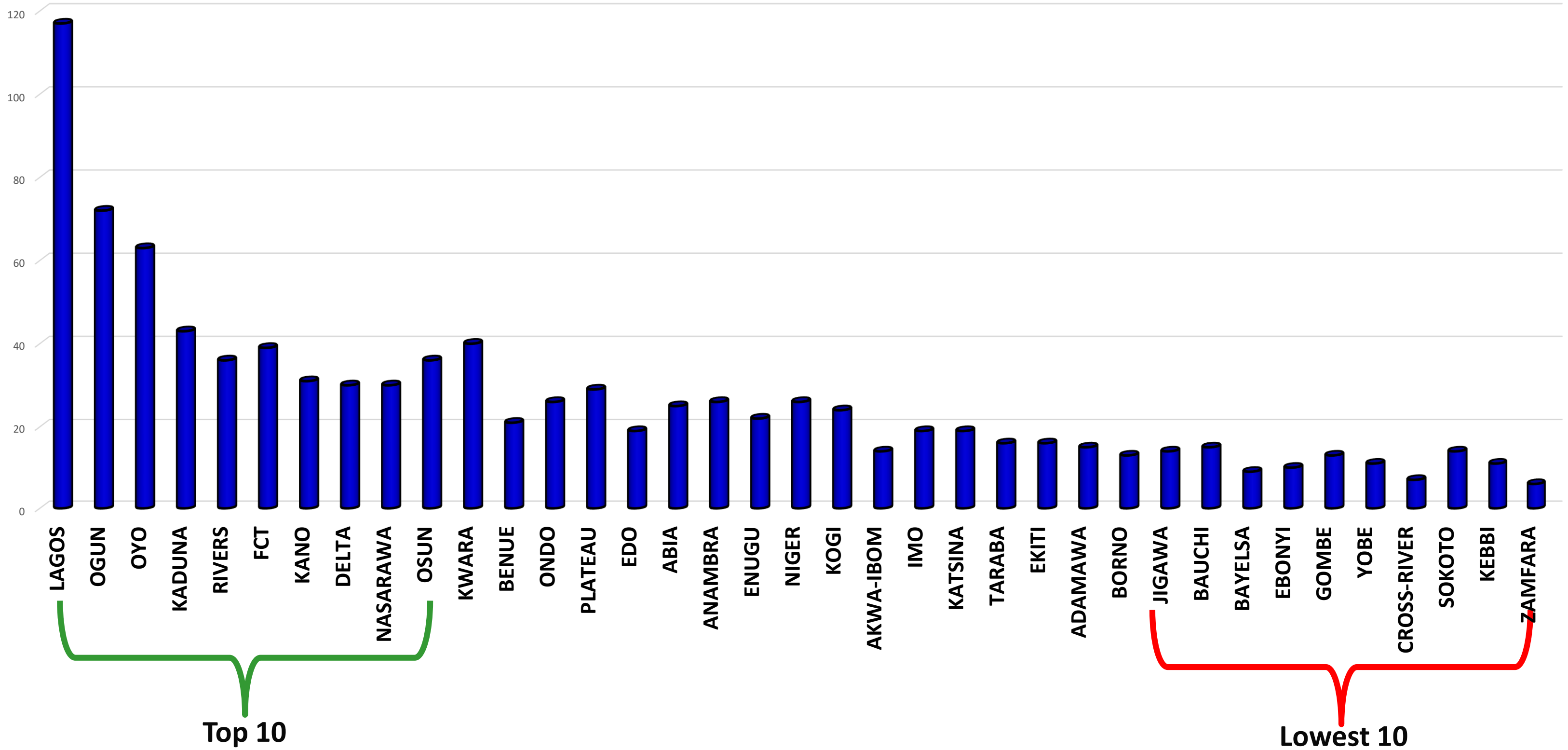
S/N	STATE	Total Number of Candidates	% (No. of Candidates)	No. of CBT Centres	% of CBT Centres
16	ABIA	55,303	2.47	25	2.56
17	ANAMBRA	54,595	2.43	26	2.66
18	ENUGU	50,188	2.24	22	2.25
19	NIGER	46,969	2.09	26	2.66
20	KOGI	46,863	2.09	24	2.46
21	AKWA-IBOM	44,800	2.00	14	1.43
22	IMO	44,330	1.98	19	1.94
23	KATSINA	37,466	1.67	19	1.94
24	TARABA	36,072	1.61	16	1.64
25	EKITI	33,392	1.49	16	1.64
26	ADAMAWA	32,767	1.46	15	1.54
27	BORNO	32,447	1.45	13	1.33
28	JIGAWA	30,250	1.35	14	1.43
29	BAUCHI	29,863	1.33	15	1.54
30	BAYELSA	26,249	1.17	9	0.92

## **2026 UTME APPLICATION STATISTICS BY STATE OF EXAMINATION**

**(States Where Candidates Sat for the Examination in Order of CBT Ctrs) Contd.**

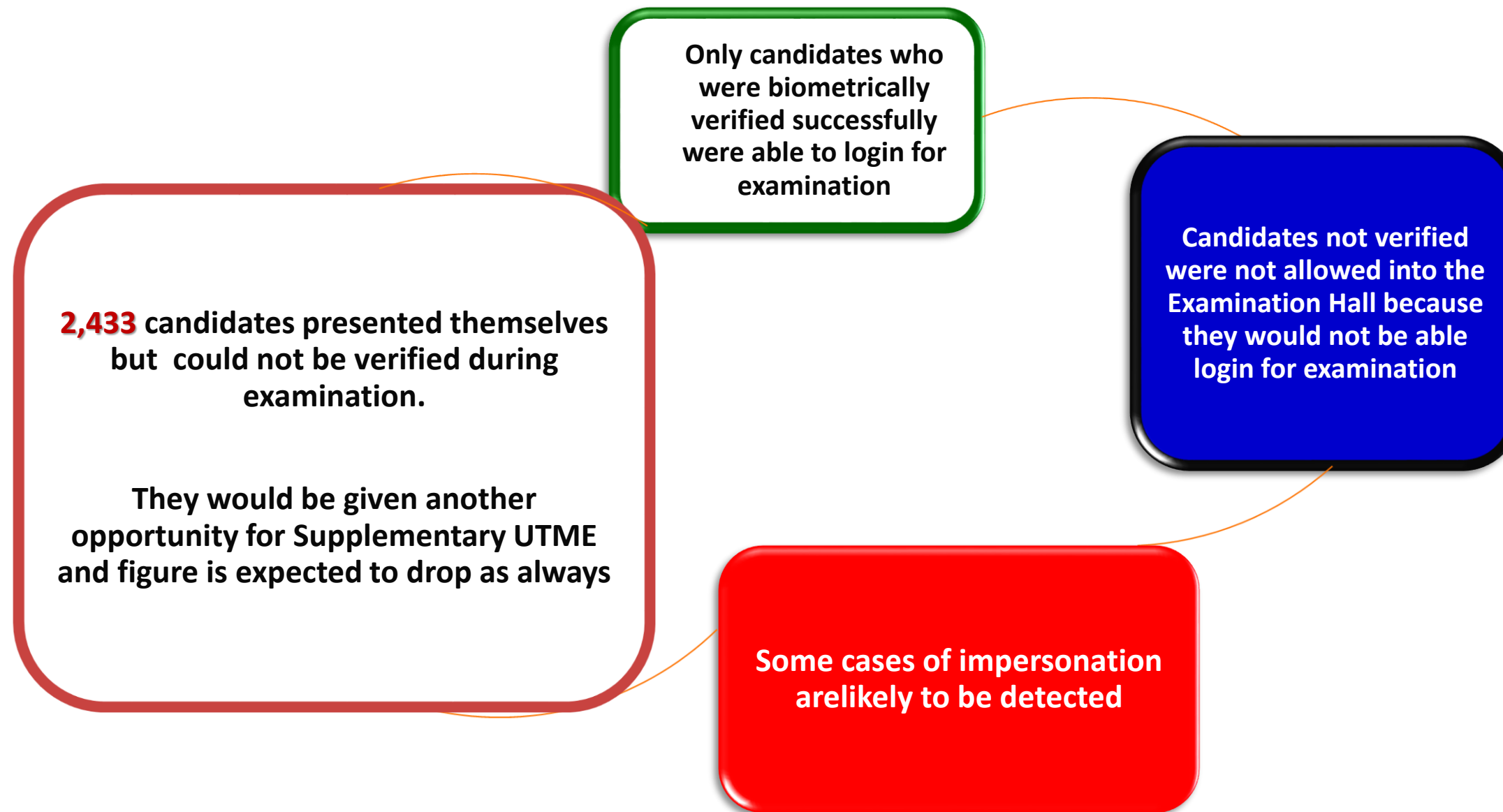
<b>S/N</b>	<b>STATE</b>	<b>Total Number of Candidates</b>	<b>% (No. of Candidates)</b>	<b>No. of CBT Centres</b>	<b>% of CBT Centres</b>
31	EBONYI	23,401	1.04	10	1.02
32	GOMBE	22,943	1.02	13	1.33
33	YOBE	21,833	0.97	11	1.13
34	CROSS-RIVER	21,000	0.94	7	0.72
35	SOKOTO	20,283	0.90	14	1.43
36	KEBBI	16,767	0.75	11	1.13
37	ZAMFARA	14,902	0.66	6	0.61

# GRAPHICAL REPRESENTATION OF 2026 UTME APPLICATION STATISTICS BY STATE OF EXAMINATION



# 2026 Examination Instructions

Using Biometric Verification to enable login by Candidates for examination



**2026**

**UNIFIED**

**TERTIARY**

**MATRICULATION**

**EXAM  
RESULTS**



## 2026 - RESULTS OF UNDERAGE CANDIDATES

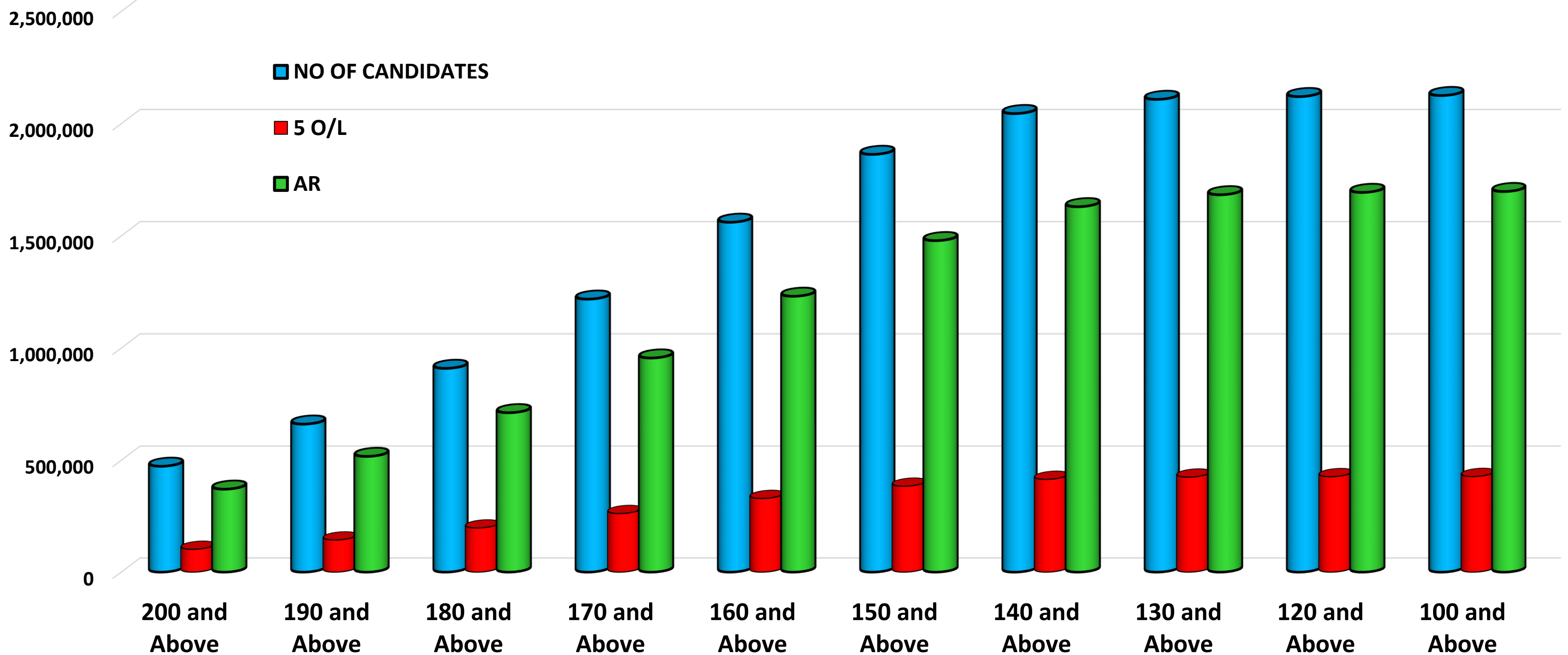
- ✓ Government considers underage candidates (under 16) for admission as a rare exception
- ✓ For 2026 UTME, underage candidates are those who will be less than 16 years old by 30<sup>th</sup> September, 2026.
  - They will undergo an intensive evaluation to determine their eligibility for a waiver
  - Such must have scored not less than 80% in each of UTME/A'LEVEL, PUTME, SSCE and in the exceptional candidate assessment
- ✓ The UTME results of the underage candidates will be released only at the conclusion of the complete evaluation process
  - they had previously signed an undertaking during the registration process



## 2026 UTME CUMMULATIVE PERFORMANCE STATISTICS OF CANDIDATES WHO HAVE UPLOADED O-LEVEL CERTIFICATES

	<b>A</b>	<b>B</b>	<b>C</b>	<b>D</b>	<b>E</b>
S/N	Cum. Range	Total Number of Candidates	Total No. of Candidates with O/L Results Uploaded	(%) of C to B	Number of Awaiting Results
1	200 and above	473,450	102,049	21.55	371,401
2	190 and above	661,216	143,885	21.76	517,331
3	180 and above	909,684	197,608	21.72	712,076
4	170 and above	1,218,168	262,401	21.54	955,767
<b>5</b>	<b>160 and above</b>	<b>1,560,689</b>	<b>329,735</b>	<b>21.13</b>	<b>1,230,954</b>
6	150 and above	1,863,179	384,343	20.63	1,478,836
7	140 and above	2,044,968	415,006	20.29	1,629,962
8	130 and above	2,108,278	424,982	20.16	1,683,296
9	120 and above	2,120,669	426,926	20.13	1,693,743
10	100 and above	2,125,408	427,725	20.12	1,697,683

# GRAPHICAL REPRESENTATION OF 2026 UTME CUMMULATIVE PERFORMANCE STATISTICS OF CANDIDATES WHO HAVE UPLOADED O-LEVEL CERTIFICATES



## Comparative Performance of Candidates in Percentage Relative to Number of Application between **2026** and some of the Previous Years

S/N	RANGE	2018%	2019%	2020%	2021%	2022%	2023%	2024%	2025%	2026%
		(to no of those examined) (1,607,713)	(to no of those examined) (1,817,306)	(to no of those examined) (1,949,692)	(to no of those examined) (1,312,992)	(to no of those examined) (1,707,626)	(to no of those examined) (1,522,830)	(to no of those examined) (1,909,615)	(to no of those examined) (1,945,395)	(to no of those examined) (2,171,335)
1	200 & above	25.82	22.97	20.76	12.84	22.17	23.32	24.33	29.45	21.11
2	160 & above	74.39	68.93	68.21	45.32	69.81	75.38	74.03	80.69	69.57
3	140 & above	95.96	90.92	91.57	73.43	93.20	96.39	95.38	97.76	91.16
4	120 & above	99.81	95.91	97.05	94.86	97.69	99.68	99.49	99.77	94.54
5	100 & above	99.99	96.24	97.64	99.30	97.86	99.82	99.69	99.91	94.75
6	Below 100	2.82	3.76	0.21	0.64	2.31	0.06	0.08	0.09	0.14

## **2026 UTME: Ranking Test Champions ( Just on Demand)**

Rank	Name of Candidate	Registration No.	Gender	State of Exam	State of Origin	UTME Score	Institution (1 <sup>st</sup> Choice)	Programme
<b>1</b>	Owoeye Daniella Jesudunsin	2026*****8CB	F	OGUN	EKITI	<b>372</b>	UNILAG	MBBS
<b>2</b>	Enwere Kingsley Ikenna	2026*****5HG	M	LAGOS	IMO	370	NILE	Computer Sc
<b>3</b>	Bamisile Ayomide Emmanuel	2026*****0AF	M	OGUN	ONDO	369	FUTA	Software Engr
<b>4</b>	Olabiyisi Olanrewaju Oluwatimileyin	2026*****3GI	M	FCT	OYO	368	PAN-ATLANTIC	Mechatronics Engr
<b>4</b>	Victor-Onyeka Daniel Ifeanyi	2026*****6IH	M	RIVERS	IMO	368	UNIPOINT	Elect/Elect Engr
<b>4</b>	Osagiobare Daniel Osahenrumwen	2026*****9IA	M	EDO	EDO	368	UNIBEN	Mech Engr
<b>4</b>	Ademiluyi Adebawale Anthony	2026*****5FI	M	OSUN	OSUN	368	OAU	Computer Engr
<b>4</b>	Azuike Kenechukwu Anthony	2026*****7JD	M	LAGOS	ANAMBRA	368	ABUAD	Software Engr
<b>9</b>	Offorkile Michael Okechukwu	2026*****0GF	M	ANAMBRA	ABIA	367	UI	Computer Sc
<b>9</b>	Adebisi Eniola Sonari	2026*****5JF	M	OSUN	OGUN	367	COVENANT	Computer Sc
<b>9</b>	Umukoro Gift Oghenevovwero	2026*****7IC	M	EDO	DELTA	367	UNILAG	Elect/Elect Engr
<b>9</b>	Ononuju Chidumebi Emmanuel	2026*****1JE	M	LAGOS	ANAMBRA	367	PAN-ATLANTIC	Elect/Elect Engr

**Mathematics, Physics and Chemistry effects  
(100% score is normal for these subjects)**

# STATISTICS ON UTME (2025 Vs 2024)

<b>A</b>		<b>B</b>	<b>C</b>
<b>S/N</b>	<b>ITEM</b>	<b>2025</b>	<b>2026</b>
<b>A</b>	Period of UTME Registration	6 weeks	<b>6 weeks</b>
<b>B</b>	Number of Centres Used for UTME	882	<b>987</b>
<b>C</b>	Total Number of UTME Applications (Registration)	2,031,754	<b>2,243,245</b>
<b>D</b>	Total Number of Candidates who sat for the UTME	1,945,395	<b>2,171,335</b>
<b>E</b>	Period of DE Registration	6 weeks (Extended by 3 weeks)	<b>6 weeks</b> (Extended by 4 weeks)
<b>F</b>	Total Number of DE Applications (Registration)	62,205	<b>52,632</b> (ongoing)
<b>G</b>	Visually impaired candidates	480	<b>226</b>
<b>H</b>	Deaf Candidates	749	<b>831</b>
<b>I</b>	Total Number of Malpractice Cases detected during Examination	141 (83 were impersonation)	<b>52</b>

# Anatomy and Physiology of Malpractice and institutional Padding

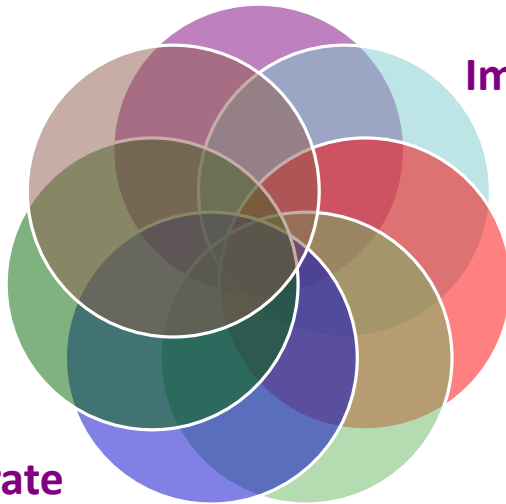
## COE, WARRI CBT CENTRE

Multiple Registration

Extortion of candidates

Syndicate of adjacent Centres in Examination

Deliberate disruption of the examination process



Impersonation

Collusion of some Private **PUBLIC** CBT Centres with parents

Manipulation of biometrics



### 2026 UTME

### EXAMINATION INFRACTION CASE



1

One OVUIJEDDO, working for Mr. Progress, owner of a business centre in Ubeji, Delta State, specialises in luring candidates into committing infractions during CBT examinations.



2

He collected the sum of **Fifty Thousand Naira only (₦50,000)** from a candidate and remotely operated her system during the 2026 UTME.



3

A device was also connected to the Centre's LAN in collaboration with the Centre Administrator.



4

The system was detected by JAMB, the syndicate was arrested, and the suspects are currently being prosecuted.



**JAMB REMAINS COMMITTED** to preserving the integrity of the UTME and ensuring a level playing field for all candidates.

## **CURBING MALPRACTICE:**

**Institutions are not to capture new (or allow substitution) of photographs and finger prints (Reminder!!!)**

**Capturing of fresh facial and finger biometric images of candidates encourages impersonation and substitution of paid examination takers with real candidates who must have engaged the paid examination takers for the SSCE and UTME**

**Concerted efforts by JAMB, other educational assessment bodies and the NYSC have implicated tertiary institutions (few of them) in the scandal**

**JAMB would make available (and for free) images and biometric of candidates**



**2026/2027 ADMISSION IN FOCUS:  
CAPS/IBASS/QUOTA &  
NTMUS**

---




**CENTRAL  
ADMISSION  
PROCESSING  
SYSTEM  
(CAPS)**

*CAPS is being used as vehicle for all admissions since its introduction during the 2017/2018 admissions exercise after series of engagements with Stakeholders. The 2026/2027 admission will also not be an exception*

*.....Capacity Building Sessions were organised (including webinar) for the institutions & JAMB staff*

# 2026/2027 ADMISSION IN FOCUS: CAPS/IBASS/QUOTA & NTMUS

## LOGIN INTO CAPS



As was done for the previous Admission exercise since 2023, Users of CAPS for the 2026/27 Admission exercise would only be allowed to use official email addresses to login

e.g [vc@ui.edu.ng](mailto:vc@ui.edu.ng), [vc.ui@gmail.com](mailto:vc.ui@gmail.com)



Personal or private email address are no longer be allowed to access CAPS by any authorised User

e.g [ishaq@jamb.gov.ng](mailto:ishaq@jamb.gov.ng), [adeshina@yahoo.com](mailto:adeshina@yahoo.com)

## **2026/2027 ADMISSION IN FOCUS: UPLOAD OF ALL POST-UTME SCREENING SCORES**



**CAPS**

**Institutions are to forward (upload) complete Post-UTME scores for all candidates through CAPS as part of requirement to be submitted before recommendation of candidates for admission**

**Multiple  
post-UTME**

**Institutions are free to conduct post-UTME screening as many times as possible but all results must be including absentees**

# **2026/2027 ADMISSION IN FOCUS:**

## **UPLOAD OF MATRICULATION LIST BY INSTITUTIONS**

**Process of analysing  
Matriculation List has  
been automated**

**As is the practice, every  
institution must upload its  
matriculation list and obtain  
result of the analysis before  
matriculating the candidates**

**It takes less than 5  
minutes to analyse a  
matriculation list**

**2026/2027 ADMISSION IN FOCUS: CAPS/IBASS/QUOTA & NTMUS cont.**

**Lets  
Review**

**....CAPS again**

## 2026/2027 ADMISSION IN FOCUS: CAPS/IBASS/QUOTA & NTMUS cont.

### CAPS PROMISES & FULFILMENT

- Restored autonomy to the Institutions with regards to Admission process
- Transparency, openness & accountability in the admission process
- Market place to source for candidates
- Involvement of candidates in the admission process



**2026/2027 ADMISSION IN FOCUS: CAPS/IBASS/QUOTA & NTMUS cont.**



**FEATURES ON CAPS**

## **2026/2027 ADMISSION IN FOCUS: CAPS/IBASS/QUOTA & NTMUS cont.**

### **ADDITIONAL FEATURES ON CAPS**

#### **Download of O' Level Results by Institutions**

**Candidates upload O' Level results to their CAPS**

**No institution should mandate candidates to upload O' level results on institution portal**

**Candidates' O' level results is available automatically to institutions**

**Institutions must download available candidates' O' level results per programme before they can initiate admission process for each programme**

**No Download of Results, No Admission**

## 2026/2027 ADMISSION IN FOCUS: CAPS/IBASS/QUOTA & NTMUS cont.

### FEATURES ON CAPS: Movement of Candidates

Before a candidate can be moved or transferred to another programme, there would be a transfer alert (**notification from CAPS**) to the candidate to either accept or reject the movement

If s/he presses YES, s/he moved to the new programme & **MUST** be admitted

At the point of Acceptance, s/he would be notified to do change of programme to be able to print his/her admission letter

If s/he presses NO or SILENT (no response), the candidate remains & cannot be moved anywhere

ACT of JAMB Section 5(1)(c)(iii) "the preferences expressed or otherwise indicated by candidates for certain tertiary institutions and courses"

## 2026/2027 ADMISSION IN FOCUS: CAPS/IBASS/QUOTA & NTMUS cont.

### FEATURES ON CAPS (cont'd)

Availability of date of upload of O' level credentials by candidates


Availability of date cut-off

All institutions **MUST** provide date of commencement of admission

No institution would be able to finalise admission exercise until after cut-off date

## 2026/2027 ADMISSION IN FOCUS: CAPS/IBASS/QUOTA & NTMUS cont.

### FEATURES ON CAPS (cont'd)



No institution would be able to move candidates into merit level unless ALL positive candidates above him/her are admitted either by Merit, Catchment or ELDS

After upload of O' level by a candidate, any admission to be done MUST consider him/her



If any institution requests for opening of change for programme or institution, it MUST consider all the candidates who have uploaded

## USING CAPS MOBILE APP BY CANDIDATES

Candidates can download the Mobile App (JAMB CAPS MOBILE) on their phones or similar devices from Google Play Store to access CAPS to

Check Admission Status

Accept/Reject admission

Accept/Reject Market Place offer

Accept/Reject Transfer Proposal

Check Matriculation Status

CAPS Mobile

JOINT ADMISSIONS AND MATRICULATION BOARD  
JAMB  
SERVICE AND INTEGRITY

Jamb Registration No.

Mobile Number

GET STARTED

2026/2027 ADMISSION IN FOCUS: CAPS/IBASS/QUOTA & NTMUS cont.

...and the



of CAPS is being

# 2026/2027 ADMISSION IN FOCUS: CAPS/IBASS/QUOTA & NTMUS cont.

## CAPS PROCESS - Reminder!!!



**New use – Communication platform among Institutions, Candidates, JAMB, Regulatory agencies**

# 2026/2027 ADMISSION IN FOCUS: CAPS/IBASS/QUOTA & NTMUS cont.

## COMMUNICATIONS BETWEEN JAMB AND REGULATORY BODIES ON ALL MATTERS

- ✓ All communications on Admissions matters are now through CAPS mail
- ✓ All communications on other matters are now through IBASS mail
- ✓ The communications medium has been upgraded and a training session held for all stakeholders
- ✓ This applies to Institutions and other sister regulatory bodies (NUC/NBTE/NCCE)
- ✓ FME added on IBASS mail platform as the first point of call for Returnee Nigerian Students in case of crises
- ✓ **It is free, fast, secured and interactive**

LET'S COMMUNICATE!

**BETTER!**

# 2026/2027 ADMISSION IN FOCUS: CAPS/IBASS/QUOTA & NTMUS cont.

## NEED FOR REVIEW OF ADMISSION CRITERIA Reminder!!!

### CAPS REVEALED

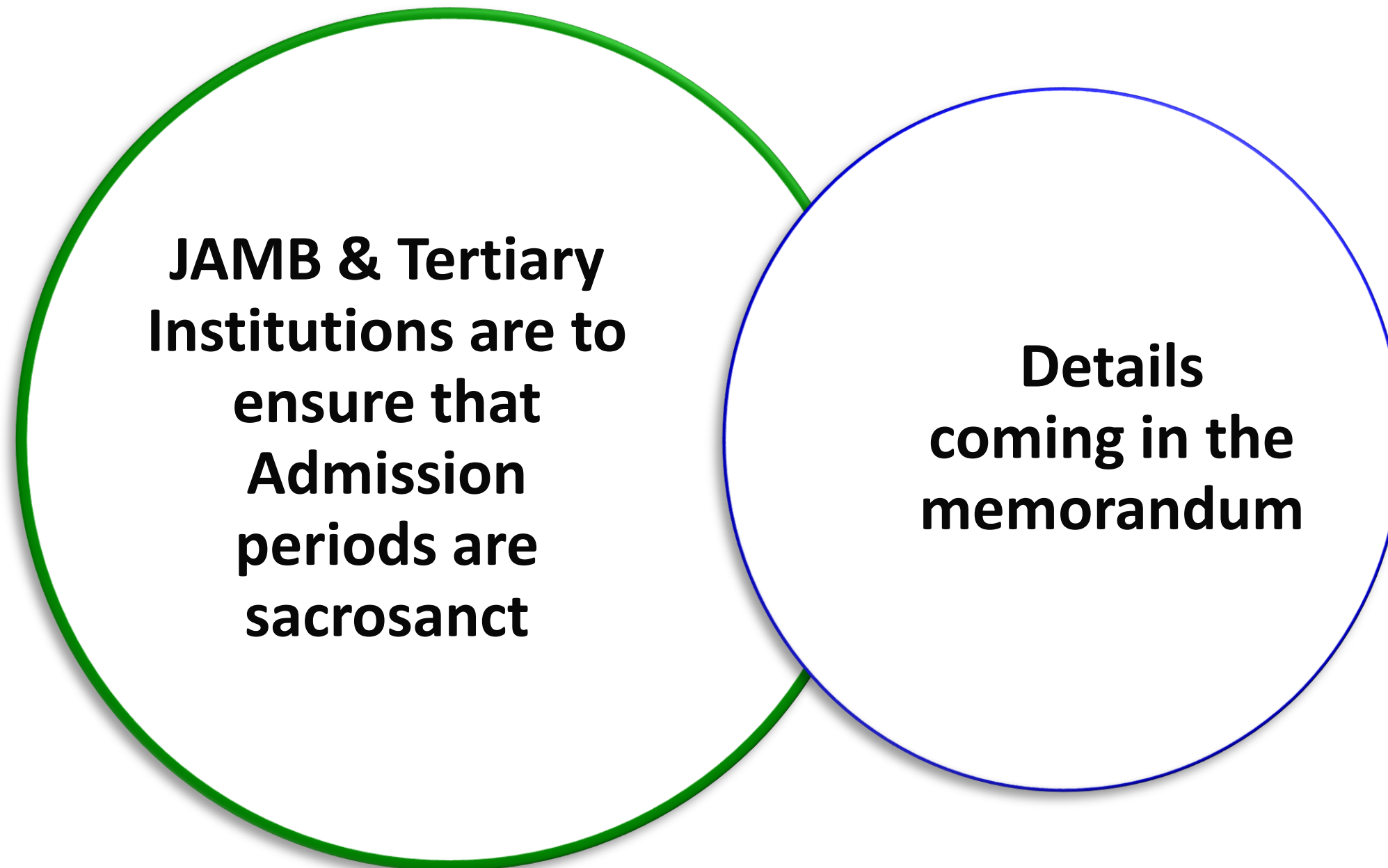
More poignantly the need to review the formula to make our institutions more National (as envisaged in the inclusion of Catchment Area in the criteria – which has been so abused)

### Admission needs to be

- ✓ International (inclusion of foreign candidates)
- ✓ More inclusive (inclusion of special needs candidates)
- ✓ More realistic (restoring and recognising some Discretionary Admissions)
- ✓ Nationalisation of localised National Institutions

*A new formula is long overdue to be proposed to the National Council on Education*

**2026 ADMISSION TIMELINES AND CALENDARS**



## 2026/2027 ADMISSION IN FOCUS: CAPS/IBASS/QUOTA & NTMUS cont.

### 2026 ADMISSION TIMELINES AND CALENDARS (cont'd)



- ✓ JAMB would communicate Admissions Programmes, Calendars & Timetables to Tertiary Institutions immediately after this Policy Meeting

## 2026/2027 ADMISSION IN FOCUS: CAPS/IBASS/QUOTA & NTMUS cont.

### NATIONAL TOLERABLE MINIMUM UTME SCORE (NTMUS)

No UTME score is a Cut-off mark for the purpose of admission

It is abnormal

What is available is National Tolerable Minimum UTME Score (NTMUS)

No institution can consider any candidate with score below it for admission

The Realistic Institutional Admittable Minimum UTME Scores (RIAMUS) is the minimum that Senate/Academic Board of each institution approved for consideration of admission

It can be equal or higher than NTMUS

# 2026/2027 ADMISSION IN FOCUS: CAPS/IBASS/QUOTA & NTMUS cont.

## 2026 JAMB DOCUMENTS REQUIRED FOR CLEARANCE OF UTME CANDIDATES



**Original JAMB Result Slip**



**Original JAMB Admission Letter**

Recent events  
have justified  
the need for  
protection of the  
clearance  
process

## 2026/2027 ADMISSION IN FOCUS: CAPS/IBASS/QUOTA & NTMUS cont.

### NOTIFICATION OF ADMISSION THROUGH SMS

**Candidates notification of admissions through SMS now upgraded with new features and commitment**

**Institution to pay for bulk SMS services through online payment platform**

**Admission Officer enters the number of SMS services credits the institution wants to buy**

**Amount payable is calculated by the system, log the transaction and transfers access to payment gateway**

**SMS credit of the institution will only be for communication with candidates**

## **PUBLISHING ADMISSION CUT-OFF DATE**

JAMB will continue to publish cut-off dates of all institutions to guide candidates and the general public



## 2026/2027 ADMISSION IN FOCUS: CAPS/IBASS/QUOTA & NTMUS cont.

### **ADMISSION INTO NON-REGULAR MODE OF STUDY** **(Distance Learning, Part-Time, Outreach, Sandwich Programmes)**

- ✓ Candidates of Distance Learning, Part-Time, Outreach, Sandwich, etc. programmes are not required to sit for the UTME
- ✓ They apply and their applications processed the same way just as the DE candidates
- ✓ They belong to a separate matriculation list
- ✓ They are not available for mobilisation by NYSC
- ✓ **They can only apply for Exemption**



## **2026/2027 ADMISSION IN FOCUS: CAPS/IBASS/QUOTA & NTMUS cont.**

### **PROFILE EXCLUSIVE TO CANDIDATES: NO THIRD-PARTY INTERFERENCE**

**The Board has banned all third-party interactions on its portal for any of its services**

- cases have been reported with conflicting authorisation for changes on candidates' data, majorly between candidates and their parents or guardians

**Fraudsters taking advantage of the naivety of some candidates to collect their vital access codes to effect unauthorised changes on their profiles**

**Consequently, nobody, including parents or guardians or any proxy, would have access to transact any business on candidate's profile because fingerprint (or OTP) would be required**

# 2026/2027 ADMISSION IN FOCUS: CAPS/IBASS/QUOTA & NTMUS cont.

## JAMB SUPPORT SYSTEM – TICKETING Reminder!!!

candidates no longer need to travel to JAMB offices to access certain services.

The Board uses the 'ticketing system' where a candidate or anybody desiring the Board's services can send their complaint(s).

Responses are given within 24 hours.

It has a tracking number that is issued once a ticket is raised. If not attended to, the number can be use as evidence to track the officer scheduled who would be sanctioned

The system is designed to eliminate any stress associated with accessing the Board's services

## 2026/2027 ADMISSION IN FOCUS: CAPS/IBASS/QUOTA & NTMUS cont.

### WAIVERS FOR ADMISSION - Reminder!!!



advantage

- ✓ JAMB received requests for lowering of minimum scores from Institutions to be able to attract enough candidates

- ✓ Institutions should take advantage of IBASS
- ✓ Make a realistic requests including UTME subjects combination & O' level credit passes
- ✓ Remedial students must also have minimum institutional score
- ✓ Head of institutions or Registrars should personally make such requests

## WAITING PERIOD TO ACCEPT ADMISSION

- ✓ How long does a candidate have to accept an admission being offered to him/her?
- ✓ Every candidate is now required to accept his/her admission within **2 weeks** from the date of approval by JAMB
- ✓ We propose that:
  - If not accepted at the expiration of the period, the admission should be reversed automatically
  - The institution is also notified & quota is released
  - The candidate is returned back to the pool with an **indicator** of “previously admitted but no acceptance”.
- ✓ **This is for decision of the heads of Institutions**



# HOW TO DETECT FAKE RESULT SLIPS AND ADMISSION LETTERS

## JAMB QR SCANNER

- ✓ Download the “**JAMB QR Scanner**” on your phone or similar devices from Apple and Google Play Stores (scans everything)
- ✓ Used to verify the security features on documents such as name, registration number, institution/programme



# CHALLENGES OF THE BOARD

- ✓ Examination Malpractice
- ✓ Parental manipulation
- ✓ Impersonation and Substitution of Real Candidates by Paid Examination Takers
- ✓ Fraudulent CBT Owners who Sabotage Examination
- ✓ Fraudulent Institutions
- ✓ Parents Encouraging Examination Malpractice
- ✓ Prolonged Investigation and Prosecution with associated Costs
- ✓ Inadequate CBT Centres in Some Parts of the Country
- ✓ Pressure to admit under-performed Under-age for admission

# Way forward

- ✓ BYD – the direction for JAMB
  - Students can bring their telephone
  - It lowers capital investment but not helpful for digital literacy
- ✓ Establishment of mobile examinational malpractice tribunal to deal with the criminal aspect while institutions handles the misconduct
- ✓ Partnering security operatives & relevant agencies on cyber crimes
- ✓ Open Book Examination to Discourage Cheating
- ✓ Enforcement and adherence to National Policy on Education
- ✓ Political-Will and Concerted Efforts at adopting identification to discourage impersonation – collaboration with NIMC is already yielding result
- ✓ The demonstrated political Will of the HME to confront examination malpractice

# Conclusion

- ✓ For about ten years we have recorded steady and meaningful progress. I call on all of us to remain united and build on this momentum.
- ✓ Let us, guided by the principles outlined today, make the 2025 admission exercise a resounding success in line with the Renewed Hope Agenda of our President.
- ✓ My heartfelt congratulations to:
  - the HME, Dr. Maruf Tunji Alausa;
  - HMSE, Prof. Suwaiba Said Ahmad; and
  - Permanent Secretary, Mr. Abel Olumuyiwa Enitan.
- ✓ I also commend the Chairpersons of the Senate and House of Representatives Committees on Education—Senator Dandutse Muntari Mohammed and Hon. Oboku Abonsizibe Oforji—for their continued leadership and support.
- ✓ Their unwavering commitment to JAMB and to the advancement of education, particularly in the conduct of public examinations, is truly commendable.
- ✓ Management and staff of JAMB
- ✓ I extend my sincere appreciation to the media and all distinguished stakeholders for their dedication to promoting education and keeping it at the forefront of our national priorities.
- ✓ Together, let us strive for excellence, transparency, and integrity in the upcoming admission exercise as we continue to advance the cause of education in our country.

Thank  
you

Some of the images are google images

